



CI-0601


**TAB 6: WAYFINDING AND SIGNAGE**

Static Signage

**STATION ID SIGNAGE SUITE**

Station ID signs are to be provided at all GO Rail, Bus and Park and Ride Facilities as per the chart below.

- > Technical drawings as per GO Standard Drawings.
- > For GO logo, typeface and GO pictograms placement/artwork refer to the GO Static Signage Catalogue.

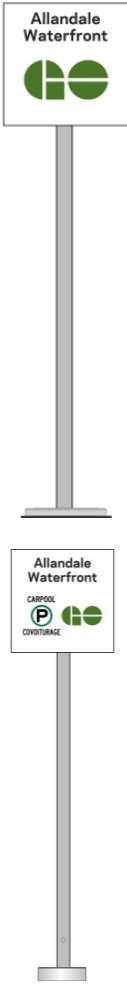

ID Sign Type	Image	Placement Guidelines	Sign Content
<p><b>Type 1-Primary Totem</b></p> <ul style="list-style-type: none"> <li>•Main Station Identifier</li> <li>•Main Vehicular Entrance</li> </ul>		<ul style="list-style-type: none"> <li>•To be located at main vehicular entrance to station, perpendicular to public road.</li> <li>•Mandatory 1 totem sign at primary municipal address location only.</li> <li>•Additional totems are permitted for sites with multiple addresses. To be determined on a site by site basis.</li> <li>•Location of the sign is not to interfere with daylight triangles and sightlines for vehicular traffic. Grade at sign location to be taken into account when locating signs. Sizes and location of daylight triangles to be verified on a site by site basis.</li> <li>•Additional totems are permitted at stations with property on either</li> </ul>	<ul style="list-style-type: none"> <li>•Station Name</li> <li>•GO Logo</li> <li>•Station Address</li> <li>•Additional Carriers (hierarchical order-as required )               <ul style="list-style-type: none"> <li>○UP Express (100% scale to GO)</li> <li>○VIA (100% scale to GO Logo)</li> <li>○Bus Icon (for other carriers) 75% scale – (90% Process black)</li> </ul> </li> </ul>



CI-0601

**TAB 6: WAYFINDING AND SIGNAGE**

Static Signage

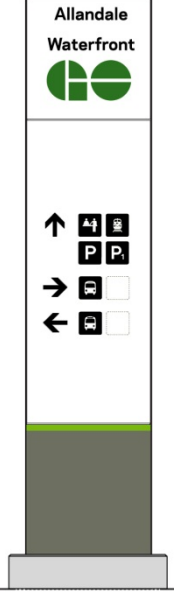
		side of the tracks.	
<p><b>Type 2 Pylon ID</b></p> <ul style="list-style-type: none"> <li>•Beacon to the site.</li> </ul>		<ul style="list-style-type: none"> <li>•Located at Park and Ride/Carpool Lots</li> <li>•Located at sites where Primary totem would not be visible in addition to Primary Totem sign.</li> <li>•To be placed to maximize distance viewing.</li> <li>•Orientation to maximize exposure and accommodating site conditions.</li> <li>•Location of the sign is not to interfere with daylight triangles and sightlines for vehicular traffic. Grade at sign location to be taken into account when locating signs. Sizes and location of daylight triangles to be verified on a site by site basis.</li> </ul>	<ul style="list-style-type: none"> <li>•Station Name</li> <li>•GO Logo</li> <li>•limited to 1 additional Carrier logo; UP Express or MTO Carpool logo (side by side alignment)</li> </ul>
<p><b>Type 3 Blade Sign-Secondary Vehicular</b></p> <ul style="list-style-type: none"> <li>•Secondary vehicular entrances</li> </ul>		<ul style="list-style-type: none"> <li>•To be located at remote parking lot vehicular entrances.</li> <li>•Perpendicular to public road.</li> <li>•Location of the sign is not to interfere with daylight triangles and sightlines for vehicular traffic. Grade at sign</li> </ul>	<ul style="list-style-type: none"> <li>•Station Name</li> <li>•GO Logo</li> <li>•GO parking Icon (90% Process Black)</li> <li>•Remote Parking Lot Name Identifier (refer to station services parking lot manifest)</li> </ul>



CI-0601

**TAB 6: WAYFINDING AND SIGNAGE**

Static Signage

		<p>location to be taken into account when locating signs. Sizes and location of daylight triangles to be verified on a site by site basis.</p>	
<p><b>Type 4 Pedestrian Totem</b></p> <ul style="list-style-type: none"> <li>•Pedestrian entrances at edge of site.</li> </ul>		<ul style="list-style-type: none"> <li>•To be located at secondary pedestrian entrances to station site.</li> <li>•Orientation of totem to be perpendicular to traffic flow.</li> </ul>	<ul style="list-style-type: none"> <li>•Station Name</li> <li>•GO Logo</li> <li>•Wayfinding Icons and Arrows (90% Process Black) within site to major station areas including:             <ul style="list-style-type: none"> <li>• Rail Service</li> <li>• Bus Service</li> <li>• Parking</li> <li>• Kiss and Ride</li> <li>• Service Counter</li> </ul> </li> </ul>



CI-0601

**TAB 6: WAYFINDING AND SIGNAGE**

Static Signage

**Facility ID Signs**

Facility ID signs are to be provided at all GO Rail, Bus and Park and Ride Facilities as per the chart below.

- > For GO logo, typeface and GO pictograms placement/artwork refer to the GO Static Signage Catalogue.

ID Sign Type	Sign Type	Placement Philosophy	Content
<p><b>Type A-Main ID Sign</b></p> <ul style="list-style-type: none"> <li>•Main Station Identifier</li> <li>•Main Vehicular Entrance</li> </ul>	<p>The sign features the GO logo at the top left, followed by the text 'Hamilton Bus Facility' in a bold sans-serif font. Below this, the address '0123 Main Street' is displayed in a smaller font. The sign has a white background with a green horizontal bar at the bottom.</p>	<ul style="list-style-type: none"> <li>•To be located at main vehicular entrance to Facility</li> <li>•Perpendicular to the direction of travel; consideration to be given to the “daylight triangle”. View for exiting or incoming vehicles not to be obstructed.</li> </ul>	<ul style="list-style-type: none"> <li>•GO logo-First</li> <li>•Facility Name-Second</li> <li>•Facility Type-Third</li> <li>•Address-Fourth</li> </ul>
<p><b>Type B –Gate ID Sign</b></p> <ul style="list-style-type: none"> <li>•Interior Wayfinding Sign</li> </ul>	<p>The sign is a vertical rectangular panel. At the top is the GO logo and the text 'Hamilton Bus Facility'. Below this, 'Gate 1' is written in a large font. Underneath are three directional items: a red circle with a white horizontal bar and the text 'Authorized Vehicles Only', a white arrow pointing right with the text 'Receiving', and another white arrow pointing right with the text 'Staff &amp; Visitor Parking'. The sign has a white top section and a dark grey bottom section.</p>	<ul style="list-style-type: none"> <li>•At the decision points within the property or interior gates as required.</li> <li>•Perpendicular to the direction of travel.</li> <li>•Consideration to be given to the view for exiting or incoming vehicles not to be obstructed.</li> </ul>	<ul style="list-style-type: none"> <li>•GO logo – first</li> <li>•Location and facility name – second</li> <li>•Gate number - third</li> <li>•Directions - fourth</li> </ul>