ATTACHMENT 'A'

TRACK INSPECTION FORM - RIGHT HAND TURNOUT

METROLINX
An agency of the Government of Ontario

Turnout Number				
Subdivision / Yard / Layover				
Mile				
Contract				
Contractor				
Ballast & Drainage	Condition			
Line	Main		Siding	
Surface	Main		Siding	
Crosslevel	Main		Siding	
Ties	Type		Condition	
Plates				
Rails	Size (lb)		Condition	
Castings	Condition			
Bolts	Condition			
Fasteners	Type		Condition	
Rail Anchors	Condition			
Insulation	Condition			
Lubrication	Condition			
Points (fit)	Left		Right	
Points (thickness/flow)	Left		Right	
Points (running surface)	Left		Right	
Heel of Switch	Condition			
Stand Type	22E		Dual	Power
Switch Locks/Keepers	Type		Condition	
Switch Targets	Type		Condition	
Frog General				

COMMENTS:

Insert Site Photo Here

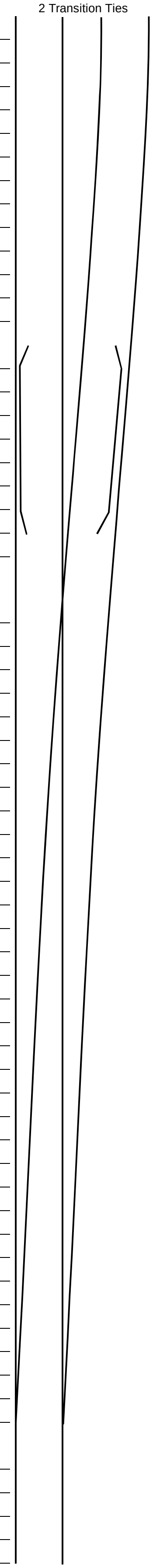

Gauge		Last Long Tie	Gauge	
Crosslevel			Crosslevel	
Gauge			Gauge	
Crosslevel			Crosslevel	
Gauge			Gauge	
Crosslevel			Crosslevel	
Gauge			Gauge	
Crosslevel			Crosslevel	
Gauge			Gauge	
Crosslevel			Crosslevel	
Gauge			Gauge	
Crosslevel			Crosslevel	
Gauge		Heel of Frog	Gauge	
Crosslevel			Crosslevel	
Gauge			Gauge	
Crosslevel			Crosslevel	
Gauge		Point of Frog	Gauge	
Crosslevel			Crosslevel	
Flangeway			Flangeway	
Guard Check			Guard Check	
Guard Face Check			Guard Face Check	
Gauge		Toe of Frog	Gauge	
Crosslevel			Crosslevel	
			Gauge	
			Crosslevel	
Gauge			Gauge	
Crosslevel			Crosslevel	
Gauge			Gauge	
Crosslevel			Crosslevel	
Gauge			Gauge	
Crosslevel			Crosslevel	
Gauge			Gauge	
Crosslevel			Crosslevel	
Gauge			Gauge	
Crosslevel			Crosslevel	
Gauge			Gauge	
Crosslevel			Crosslevel	
Gauge			Gauge	
Crosslevel			Crosslevel	
Gauge			Gauge	
Crosslevel			Crosslevel	
Gauge			Gauge	
Crosslevel			Crosslevel	
Gauge			Gauge	
Crosslevel			Crosslevel	
Gauge			Gauge	
Crosslevel			Crosslevel	
Gauge			Gauge	
Crosslevel			Crosslevel	
Gauge		Heel of Sw. Pt.	Gauge	
Crosslevel			Crosslevel	
Gauge		Space Block	Gauge	
Crosslevel			Crosslevel	
Gauge		Space Block	Gauge	
Crosslevel			Crosslevel	
Gauge		#3	Gauge	
Crosslevel			Crosslevel	
Gauge		#2	Gauge	
Crosslevel			Crosslevel	
Point Throw		#1	Gauge	
			Crosslevel	
Point Elevation			Point Elevation	
Gauge			Gauge	
Crosslevel			Crosslevel	
Gauge		Transition Tie	Gauge	
Crosslevel			Crosslevel	

TRACK INSPECTION FORM - LEFT HAND TURNOUT

METROLINX
An agency of the Government of Ontario

Turnout Number _____
Subdivision / Yard / Layover _____
Mile _____
Contract _____
Contractor _____

Ballast & Drainage Condition _____
Line Main _____ Siding _____
Surface Main _____ Siding _____
Crosslevel Main _____ Siding _____
Ties Type _____ Condition _____
Plates _____
Rails Size (lb) _____ Condition _____
Castings Condition _____
Bolts Condition _____
Fasteners Type _____ Condition _____
Rail Anchors Condition _____
Insulation Condition _____
Lubrication Condition _____
Points (fit) Left _____ Right _____
Points (thickness/flow) Left _____ Right _____
Points (running surface) Left _____ Right _____
Heel of Switch Condition _____

Stand Type 22E _____ Dual _____ Power _____
Switch Locks/Keepers Type _____ Condition _____
Switch Targets Type _____ Condition _____
Frog General _____

COMMENTS:

_____
_____
_____
_____
_____
_____

Insert Site Photo Here

		2 Transition Ties			
Gauge		Last Long Tie		Gauge	
Crosslevel				Crosslevel	
Gauge				Gauge	
Crosslevel				Crosslevel	
Gauge				Gauge	
Crosslevel				Crosslevel	
Gauge				Gauge	
Crosslevel				Crosslevel	
Gauge				Gauge	
Crosslevel				Crosslevel	
Gauge				Gauge	
Crosslevel				Crosslevel	
Gauge		Heel of Frog		Gauge	
Crosslevel				Crosslevel	
Gauge				Gauge	
Crosslevel				Crosslevel	
Gauge		Point of Frog		Gauge	
Crosslevel				Crosslevel	
Flangeway				Flangeway	
Guard Check				Guard Check	
Guard Face Check				Guard Face Check	
Gauge		Toe of Frog		Gauge	
Crosslevel				Crosslevel	
Gauge					
Crosslevel					
Gauge				Gauge	
Crosslevel				Crosslevel	
Gauge				Gauge	
Crosslevel				Crosslevel	
Gauge				Gauge	
Crosslevel				Crosslevel	
Gauge				Gauge	
Crosslevel				Crosslevel	
Gauge				Gauge	
Crosslevel				Crosslevel	
Gauge				Gauge	
Crosslevel				Crosslevel	
Gauge				Gauge	
Crosslevel				Crosslevel	
Gauge				Gauge	
Crosslevel				Crosslevel	
Gauge				Gauge	
Crosslevel				Crosslevel	
Gauge				Gauge	
Crosslevel				Crosslevel	
Gauge				Gauge	
Crosslevel				Crosslevel	
Gauge				Gauge	
Crosslevel				Crosslevel	
Gauge		Heel of Sw. Pt.		Gauge	
Crosslevel				Crosslevel	
Gauge		Space Block		Gauge	
Crosslevel				Crosslevel	
Gauge		Space Block		Gauge	
Crosslevel				Crosslevel	
Gauge		#3		Gauge	
Crosslevel				Crosslevel	
Gauge		#2		Gauge	
Crosslevel				Crosslevel	
Gauge		#1		Point Throw	
Crosslevel					
Point Elevation				Point Elevation	
Gauge				Gauge	
Crosslevel				Crosslevel	
Gauge		Transition Tie		Gauge	
Crosslevel				Crosslevel	
		1 Transition Tie			

TRACK INSPECTION FORM - DERAIL

METROLINX
An agency of the Government of Ontario

SUBDIVISION / YARD _____
MILE _____
CONTRACT _____
CONTRACTOR _____

DERAIL
TYPE _____
MAKE _____
MODEL _____
SIZE _____
CONDITION _____
LUBRICATION _____
NEARBY OBSTRUCTION _____ Distance _____

HAND	Left	☐	Right	☐
LOCATION (if in curve)	Inside Rail	☐	Outside Rail	☐
POSITION	Engaged	☐	Disengaged	☐
Derail Direction	Field Side	☐	Track Side	☐
Guide Box Location	Distance to Web	_____		
PAINT	Condition	_____	Colour	_____
VERTICAL DISTANCE - TOP OF RAIL TO MOUNTING SURFACE (in.)		_____		
DISTANCE TO FOULING POINT (ft.)				
DERAIL BLOCK HAS FULL COVERAGE OF RAIL HEAD	Yes	☐	No	☐

RAIL	Size (lb)	_____	Condition	_____		
	Gauge at Derail (in.)	_____	Headwidth (in.)	_____	Height (in.)	_____
BALLAST	Condition	_____				
TIES	Type	_____	Condition	_____	Strapping (Y/N)	_____
	Mounting Plate (Steel Ties only)	☐	Weld Condition	_____	Plate Condition	_____
PLATES	Condition	_____	Number	_____		
BRACES	Condition	_____	Number	_____		
FASTENERS	Condition	_____	Number	_____		
TRACK ALIGNMENT	Tangent	☐	Curve	☐	Spiral	☐
GUARD RAIL	Type	_____	Distance to Clearing Point (ft.)	_____		
CROWDER	Type	_____	Location	_____	Condition	_____
STAND	Type	_____	Model	_____	Power	_____
STAND LEVER	Throw Length	_____	Colour	_____		
LOCK	Type	_____	Condition	_____	Chain (Y/N)	_____
SIGN	Type	_____	Condition	_____	Location	_____
SHOP DRAWINGS	Yes	☐	No	☐		

COMMENTS / RECOMMENDATIONS :

_____
_____
_____
_____

Insert Site Photo Here

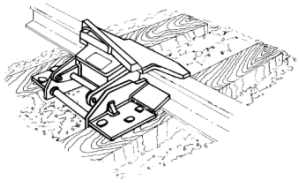

Figure 1: Hinge Type Derail



Figure 2: Sliding Type Derial

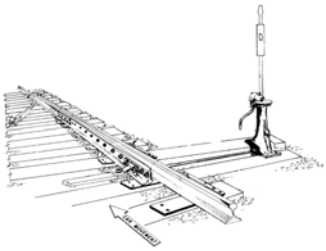

Figure 3: Switch Point Derail

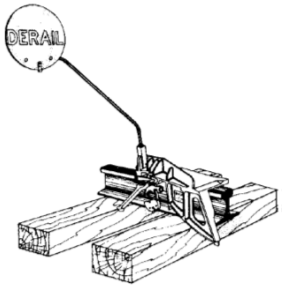

Figure 4: Portable Derail

Figure 5: Powered Derail

NOTES:

*GO - RC APPROVED DERAIL TYPES INCLUDE:

a. Hinge Type Derail, Hayes Model EB, drawing CN Standard Plan TS-2208
b. Sliding Type Derail, Hayes Model HB, drawing CN Standard Plan TS-2209
c. Switch Point Derail, drawing CN Standard Plan TS-2210; Western Cullen Hayes bi-directional derail models SAEBX and HBXS
d. Portable derail, Hayes Model TS, is approved for use under CROR Rule 841.

Hayes Type A, AP, G, GP, and D are not permitted for use.