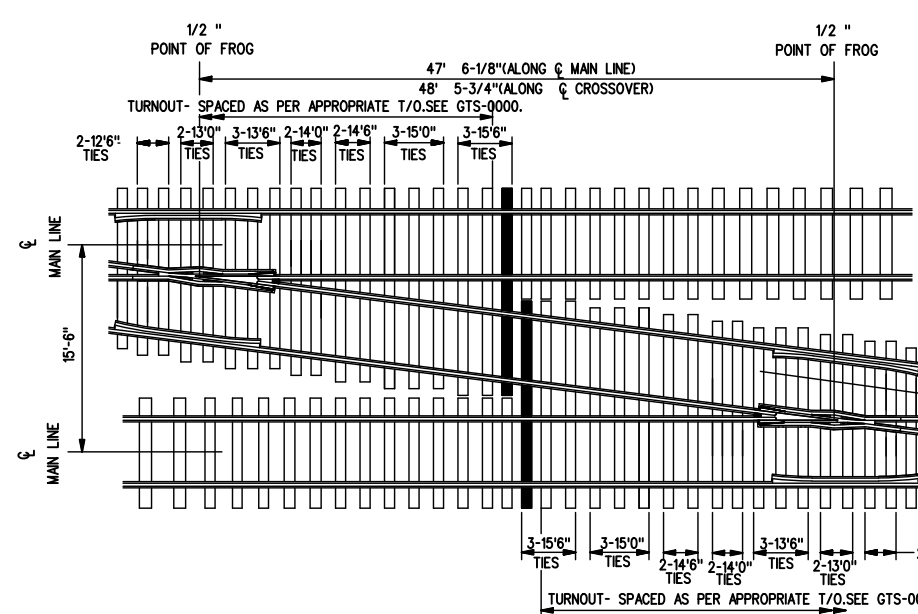
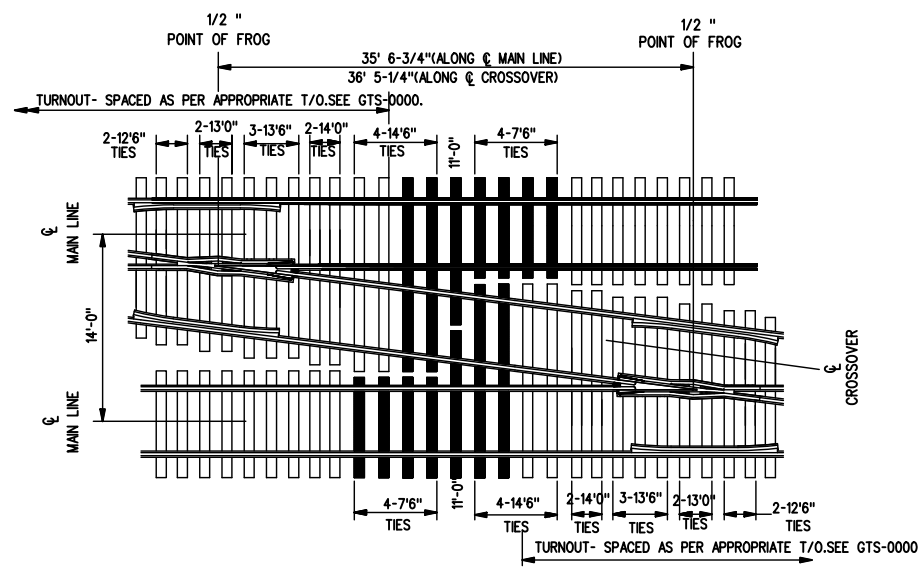


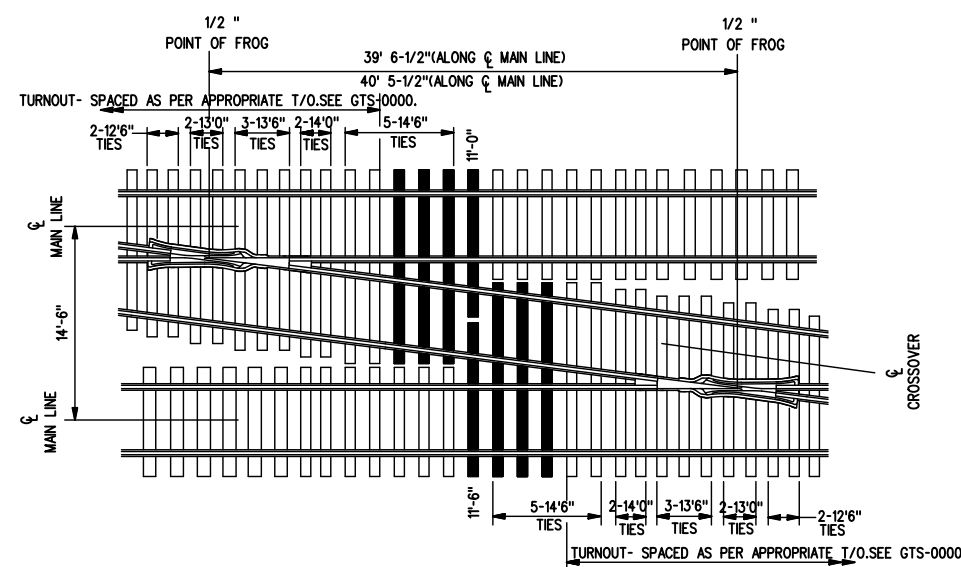
15'-0" TRACK CENTRES



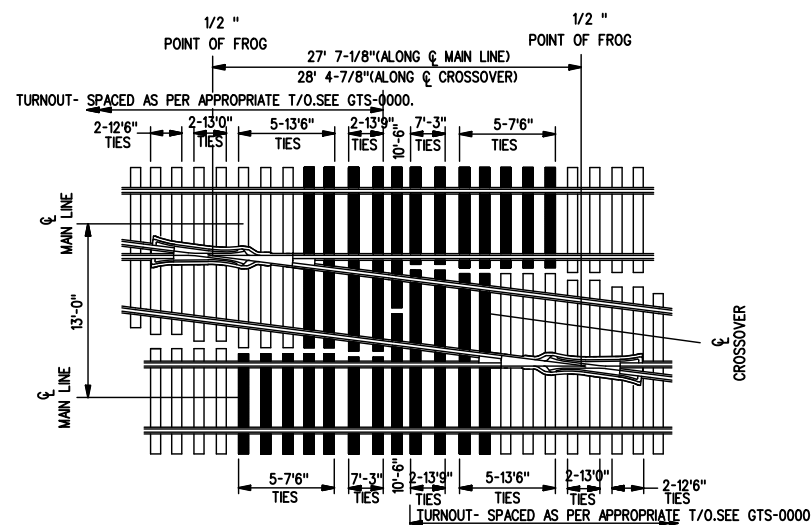
15'-6" TRACK CENTRES



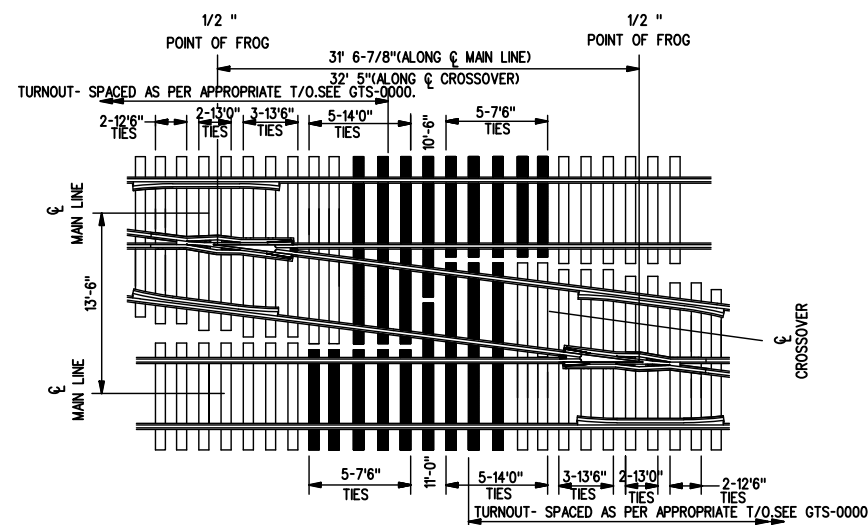
14'-0" TRACK CENTRES



14'-6" TRACK CENTRES



13'-0" TRACK CENTRES



13'-6" TRACK CENTRES

TRACK CENTRES OVER 15'-6"		
TRACK CENTRES	DISTANCE BETWEEN 1/2" FROG POINTS	
	ALONG ϕ MAIN LINE	ALONG ϕ CROSSOVER
16'-0"	51'-6"	52'-6"
EACH ADD	7'-11 5/8"	8'-0 3/8"
1'-0" ADD	7.969'	8.031'

LEGEND

- TRACK TIES- SPACED AS PER GO TRACK STANDARDS-1301.
- TURNOUT TIES- SPACED AS PER APPROPRIATE T/O. SEE GTS-0000.
- CROSSOVER TIES- EQUALLY SPACED

- 1-COMplete CROSSOVER TO BE INSTALLED ACCORDING TO GO TRACK STANDARDS-3500, LATEST ISSUE.
- 2-FOR OTHER GENERAL ARRANGEMENT CROSSOVER DRAWINGS, SEE INDEX DRAWING GTS-0000.

BILL OF CROSSOVER TIES (7" x 9")													
LENGTH OF TIE	TRACK CENTRES/ QUANTITIES												
	13'0"		13'6"		14'0"		14'6"		15'0"		15'6"		16'0"+
	T/O	SWITCH	T/O	SWITCH	T/O	SWITCH	T/O	SWITCH	T/O	SWITCH	T/O	SWITCH	T/O
7'-3"	4	4											
7'-6"	10	10	10	10	8	8							
9'-0"	30	32	30	32	30	32	30	32	30	32	30	32	
9'-6"	8	10	8	10	8	10	8	10	8	10	8	10	
10'-0"	6	8	6	8	6	8	6	8	6	8	6	8	
10'-6"	8	8	7	7	6	6	6	6	6	6	6	6	
11'-0"	6	6	7	7	8	8	7	7	6	6	6	6	
11'-6"	6	6	6	6	6	6	7	7	6	6	6	6	
12'-0"	4	6	4	6	4	6	4	6	4	6	4	6	
12'-6"	4	4	4	4	4	4	4	4	4	4	4	4	
13'-0"	4	4	4	4	4	4	4	4	4	4	4	4	
13'-6"	10	10	6	6	6	6	6	6	6	6	6	6	
13'-9"	4	4											
14'-0"			10	10	4	4	4	4	4	4	4	4	
14'-6"					8	8	10	10	4	4	4	4	
15'-0"									10	10	6	6	
15'-6"											6	6	
16'-0"	4	4	4	4	4	4	4	4	4	4	4	4	
TOTAL NUMBER	108	116	106	114	106	114	100	108	102	110	104	112	
LINEAL FEET	1133	1214	1135.5	1216.5	1153	1234	1122.5	1203.5	1163	1244	1196	1277	
FOOT BOARD MEASURE	5948	6376	5961	6386	6053	6478	5893	6318	6106	6531	6279	6704	

FOR CROSSOVER OF 16'-0" CENTRES AND OVER USE TWO COMPLETE SETS OF TURNOUT TIES AND TRACK TIES FOR THE BALANCE REQUIRED. (FOR QUANTITY SEE T/O DRAWING.)

THE ABOVE TABLE INCLUDES TWO PARTIAL SETS OF TURNOUT TIES PLUS CROSSOVER TIES (REPLACING TURNOUT TIES) FOR ONE CROSSOVER.

METRIC CONVERSION: 1 Inch=25.4mm, 1 foot=304.8mm

1	18/07/27	ADDED IMPERIAL TO METRIC CONVERSION NOTE	
No.	Date	Revision	By Approved
Standard/		GENERAL ARRANGEMENT NO. 8 CROSSOVER FOR VARIOUS TRACK CENTRES	
Drawn	Checked	Approved	
		METROLINX	
Date	SEPT 15/2017	Plan Number	GTS-0240
		Rev	1
REFERENCE: TS-0240_R0		Sheet 1 OF 1	