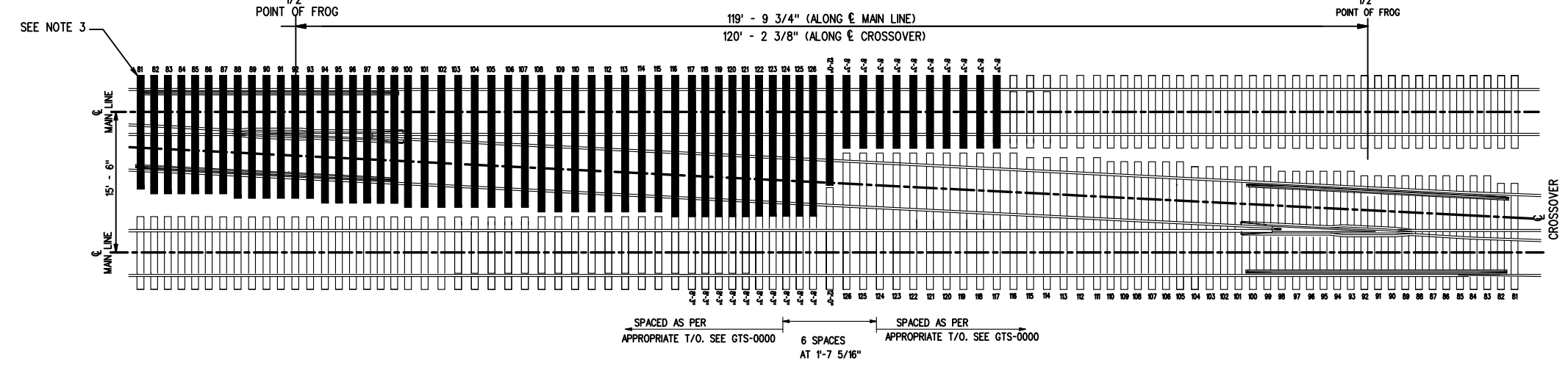
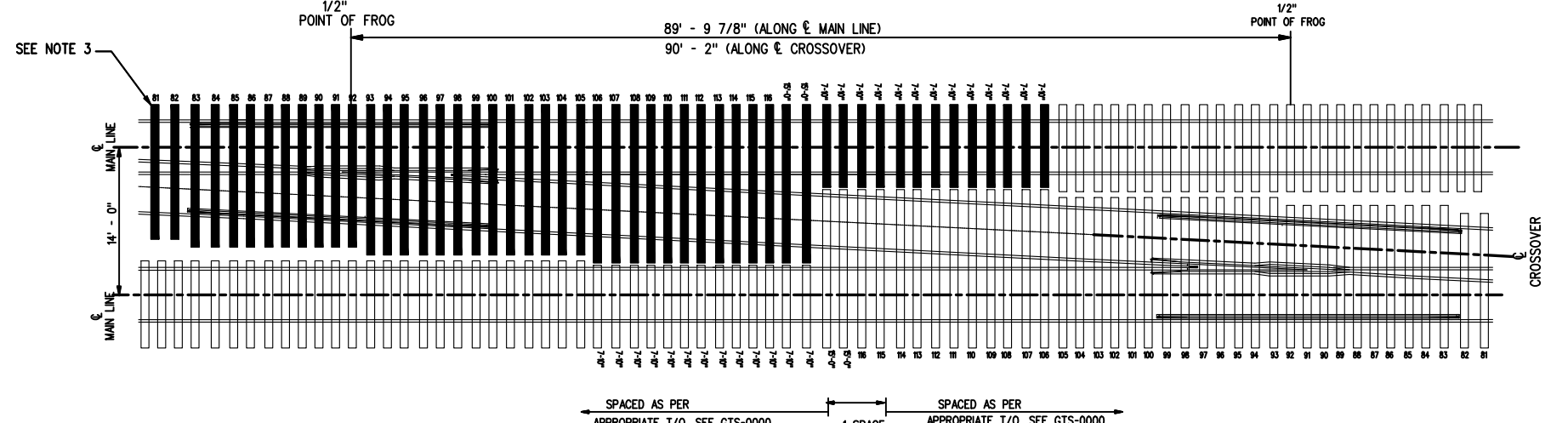


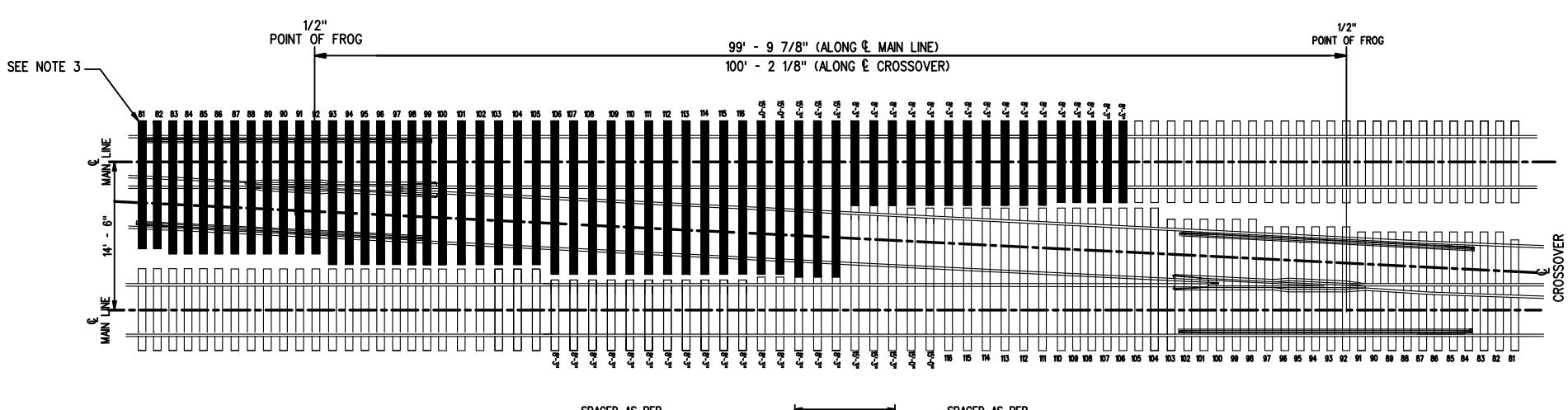
15' - 0" TRACK CENTRES



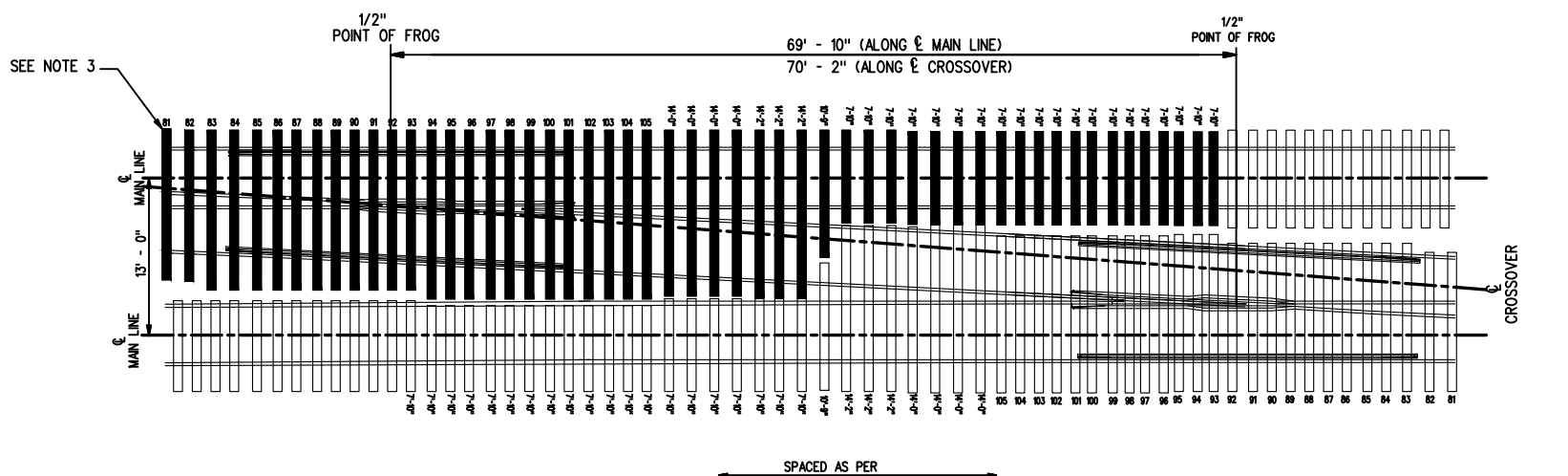
15' - 6" TRACK CENTRES



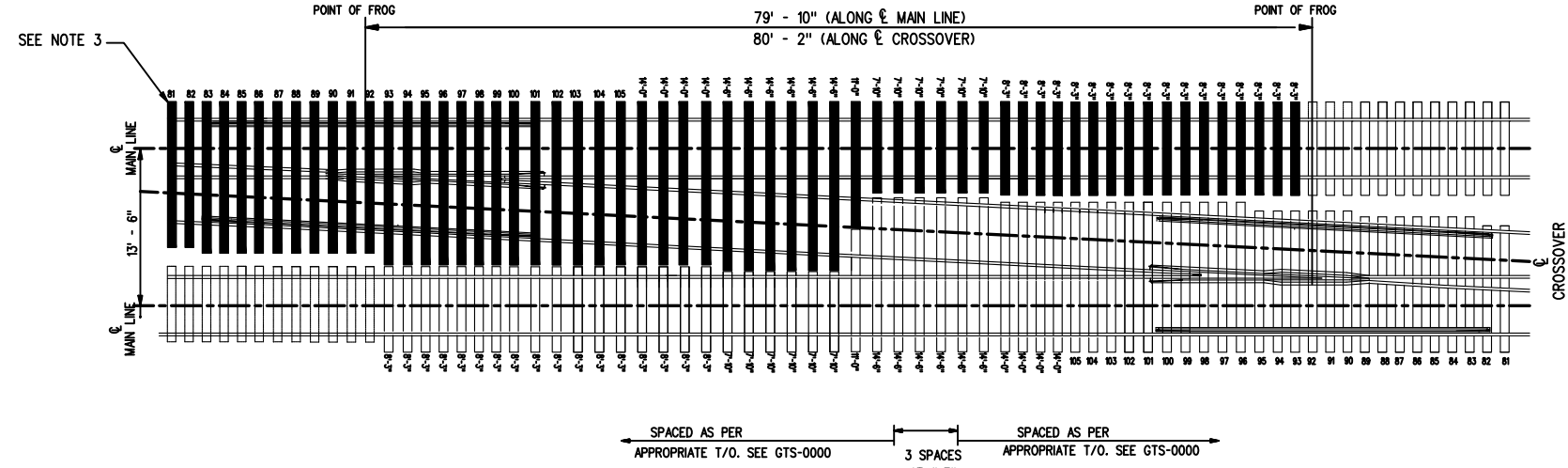
14' - 0" TRACK CENTRES



14' - 6" TRACK CENTRES



13' - 0" TRACK CENTRES



13' - 6" TRACK CENTRES

TRACK CENTRES OVER 15'-6"  
(7' x 9')

TRACK CENTRES ALONG MAIN LINE	1/2" FROG POINTS ALONG MAIN LINE	1/2" FROG POINTS ALONG CROSSOVER
16'-0"	129'-9 5/8"	130'-2 3/8"
EACH ADD	11'-7 7/8"	20'-0 1/8"
1'-0" ADD	19.988'	20.013'

BILL OF CROSSOVER TIES  
(7' x 9')

LENTH OF TIE	TRACK CENTRES						
	13'-0"	13'-6"	14'-0"	14'-6"	15'-0"	15'-6"	16'-0"
7'-10"	20	6	13	-	-	-	-
8'-3"	-	17	-	16	4	10	-
9'-0"	24	24	24	24	24	24	24
10'-0"	26	26	26	26	26	26	26
10'-9"	1	-	-	-	-	-	-
11'-0"	17	18	17	17	17	17	17
11'-9"	-	-	-	-	-	1	-
12'-0"	12	12	12	12	12	13	-
13'-0"	13	13	13	13	13	13	13
14'-0"	19	19	15	15	15	15	15
14'-2"	3	-	-	-	-	-	-
14'-6"	-	6	-	-	-	-	-
15'-0"	-	-	13	13	14	11	-
15'-3"	-	-	-	3	-	-	-
15'-6"	-	-	-	-	4	-	-
16'-0"	-	-	-	-	-	10	-
TOTAL NO.	135	141	133	139	130	139	139
LINEAL FEET	1452	1527	1483	1559	1503	1606	1606
FOOT BOARD MEASURE	7626	8021	7788	8187	7893	8432	8432

FOR CROSSOVER OF 16'-0" CENTRES AND OVER, USE TWO COMPLETE SETS OF TURNOUT TIES AND TRACK TIES FOR THE BALANCE REQUIRED. (FOR QUANTITY SEE T/O DRAWING)

THE ABOVE TABLE INCLUDES ONE SET OF CROSSOVER TIES FOR 1/2 CROSSOVER.

NOTES

- 1- COMPLETE CROSSOVER TO BE INSTALLED ACCORDING TO SPS-3500, LATEST ISSUE.
- 2- FOR OTHER GENERAL ARRANGEMENT CROSSOVER DRAWING SEE INDEX DRAWING GTS-0000
- 3- TIE NUMBERING AND SPACING AS PER APPROPRIATE TRNOUT DRAWING. SEE INDEX DRAWING GTS-0000

LEGEND

- STANDARD TRACK TIES (8'-6") SPACED AS PER GO TRACK STANDARDS-1301
- OR CROSSOVER TIES - FULL SET FOR HALF A CROSSOVER.

THIS DRAWING SUPERCEDES DRAWING GTS-0243 FOR SHEET 1 AND 2 DATED 31 JULY 1974, REVISED OCT. '90.

METRIC CONVERSION: 1 inch=25.4mm, 1 foot=304.8mm

1	18/07/27	ADDED IMPERIAL TO METRIC CONVERSION NOTE		
No.	Date	Revision	By	Approved

Standard GENERAL ARRANGEMENT NO. 20 CROSSOVER 39'0" POINTS 136 LB. RAIL FOR VARIOUS TRACK CENTRES

Drawn MF Checked GJM Approved [Signature] VP Engineering & Asset Management



Date SEPT 15/2017 Plan Number GTS-0244 Rev 1

REFERENCE: TS-0244\_1\_R1 Sheet 1 OF 2