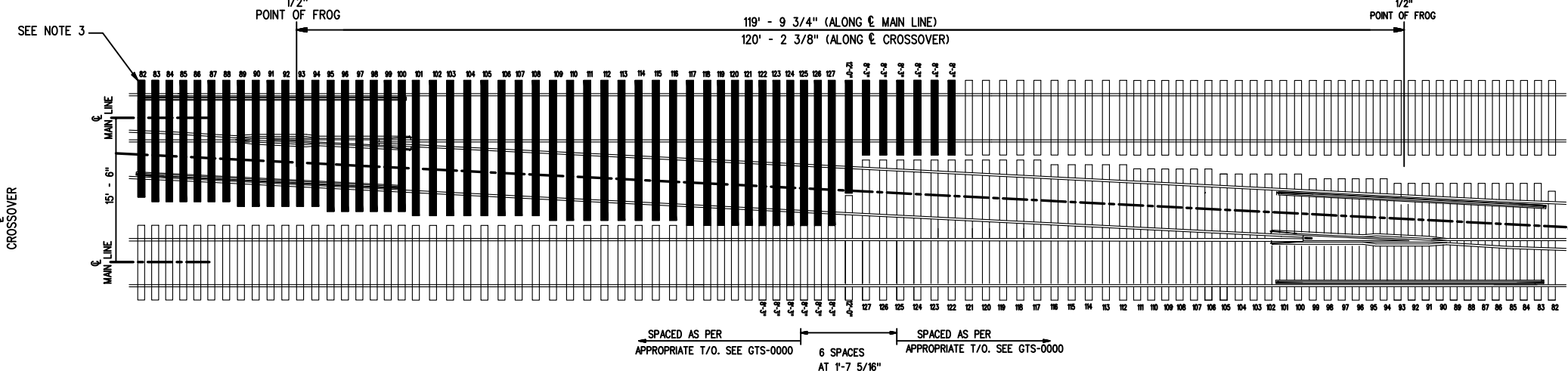
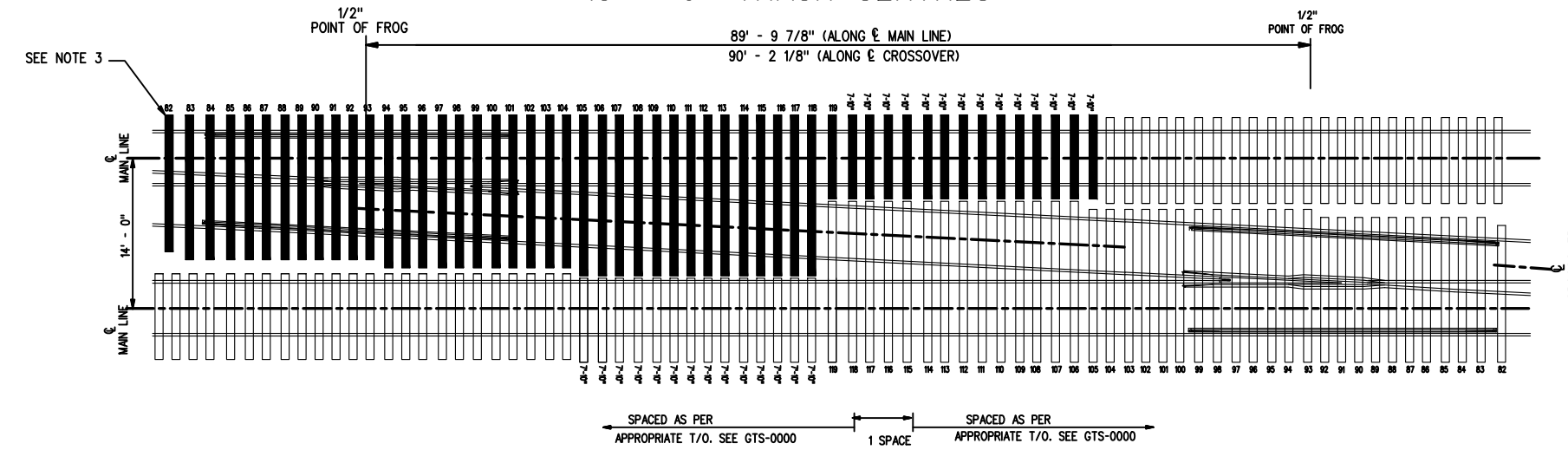


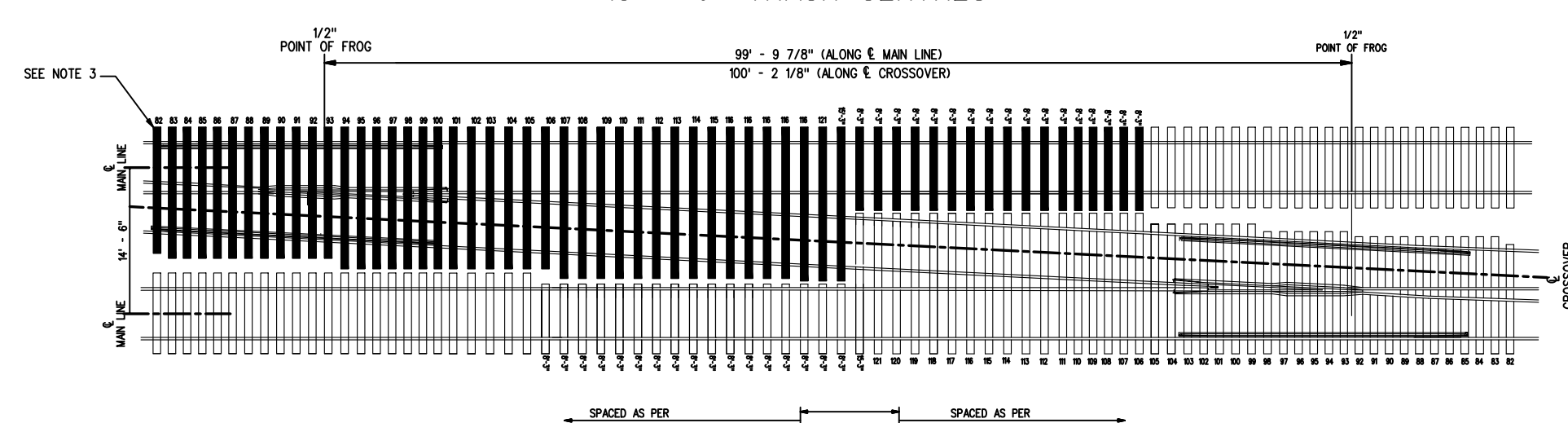
15' - 0" TRACK CENTRES



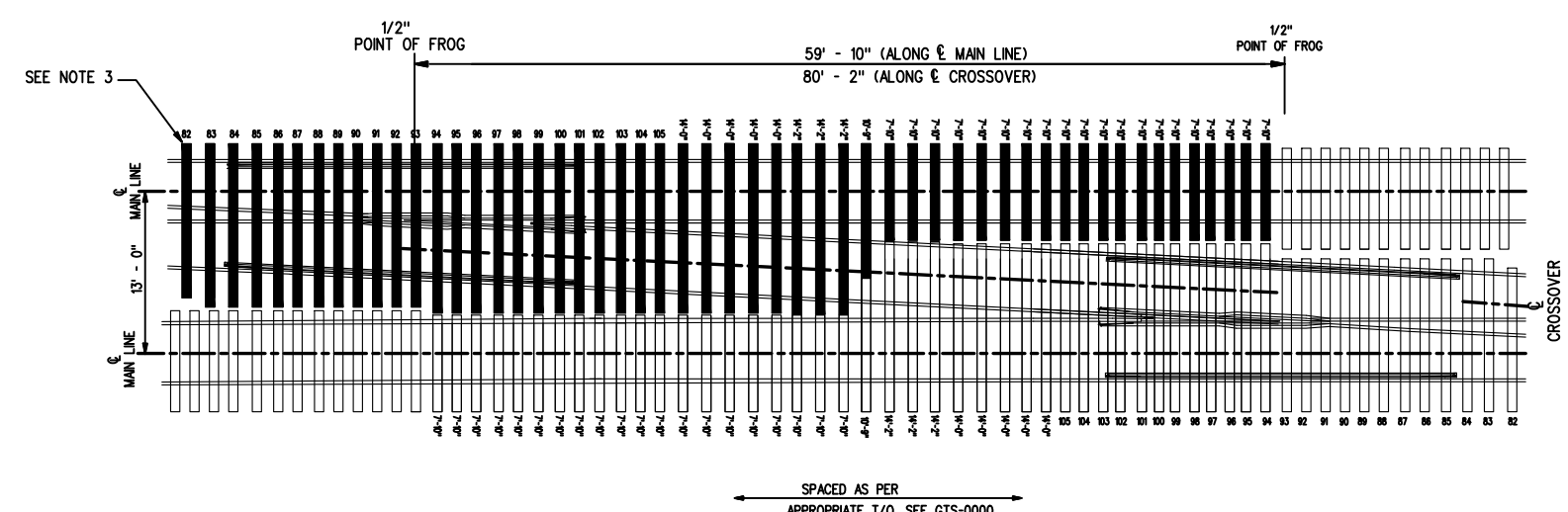
15' - 6" TRACK CENTRES



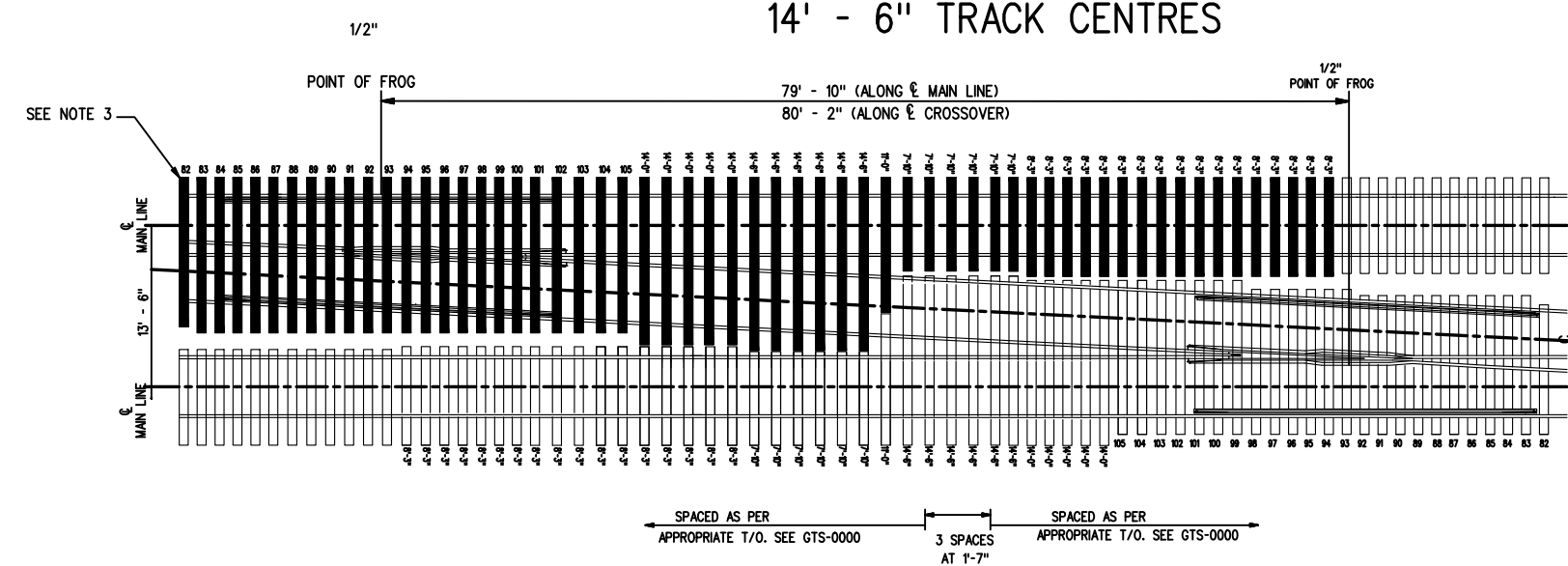
14' - 0" TRACK CENTRES



14' - 6" TRACK CENTRES



13' - 0" TRACK CENTRES



13' - 6" TRACK CENTRES

TRACK CENTRES OVER 15'-6"		DISTANCE BETWEEN	
		1/2" FROG POINTS	
TRACK CENTRES	ALONG E MAIN LINE	ALONG E CROSSOVER	
18'-0"	129'-9 5/8"	130'-2 3/8"	
EACH ADD	19'-11 7/8"	20'-0 1/8"	
1'-0" ADD	19.988'	20.013'	

BILL OF CROSSOVER TIES									
(7' x 9')									
QUANTITY									
TRACK CENTRES									
LENGTH OF TIE	13'-0"	13'-6"	14'-0"	14'-6"	15'-0"	15'-6"	16'-0"		
	SPACES	SPACES	SPACES	SPACES	SPACES	SPACES	SPACES		
7'-10"	20	6	14	-	-	-	-		
8'-3"	-	17	-	17	3	6	-		
9'-0"	29	29	29	29	29	29	29		
10'-0"	25	25	25	25	25	25	-		
10'-9"	1	-	-	-	-	-	-		
11'-0"	16	17	16	16	16	16	-		
11'-9"	-	-	-	-	-	1	-		
12'-0"	12	12	12	12	12	13	-		
13'-0"	11	11	11	11	11	11	-		
14'-0"	19	19	14	14	14	14	-		
14'-2"	3	-	-	-	-	-	-		
14'-6"	-	6	-	-	-	-	-		
15'-0"	-	-	14	16	16	16	-		
15'-3"	-	-	-	1	-	-	-		
15'-6"	-	-	-	-	3	-	-		
16'-0"	-	-	-	-	-	6	-		
TOTAL NO.	136	142	135	141	130	136	-		
LINEAL FEET	1450	1525	1490	1566	1493	1568	-		
FOOT BOARD MEASURE	7615	8011	7824	8222	7841	8233	-		

FOR CROSSOVER OF 16'-0" CENTRES AND OVER, USE TWO TIES PER SPACING. FOR 15'-0" CENTRES, USE TWO TIES PER SPACING. FOR 14'-0" CENTRES, USE TWO TIES PER SPACING. FOR 13'-0" CENTRES, USE TWO TIES PER SPACING.

THE ABOVE TABLE INCLUDES ONE SET OF CROSSOVER TIES FOR 1/2 CROSSOVER.

NOTES

- COMPLETE CROSSOVER TO BE INSTALLED ACCORDING TO SPS-3500, LATEST ISSUE.
- FOR OTHER GENERAL ARRANGEMENT CROSSOVER DRAWING SEE INDEX DRAWING GTS-0000
- TIE NUMBERING AND SPACING AS PER APPROPRIATE TRIBUT DRAWING. SEE INDEX DRAWING GTS-0000

LEGEND

- STANDARD TRACK TIES (8'-6") SPACED AS PER GO TRACK STANDARDS-1301.
- CROSSOVER TIES- FULL SET FOR HALF A CROSSOVER.

METRIC CONVERSION: 1 inch=25.4mm, 1 foot=304.8mm

1	18/07/27	ADDED IMPERIAL TO METRIC CONVERSION NOTE
No.	Date	Revision
		By Approved

Standard GENERAL ARRANGEMENT NO. 20 CROSSOVER
58'10" POINTS 136 LB. RAIL
ALL WELDED RAIL
FOR VARIOUS TRACK CENTRES

Drawn MF Checked GJM Approved VP Engineering & Asset Management



METROLINX

Date SEPT 15/2017 Plan Number GTS-Q244 Rev 1

REFERENCE: GTS-Q244_2_R1 Sheet 2 OF 2