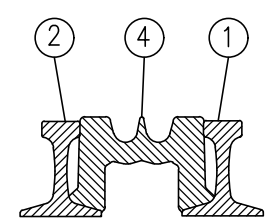
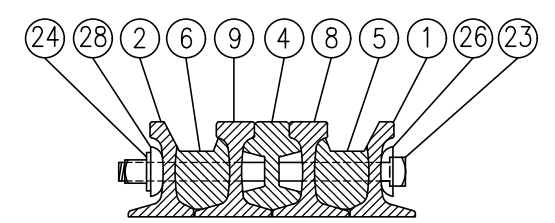


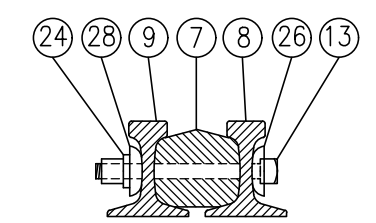
SECTION A-A



SECTION B-B



SECTION C-C



SECTION D-D

FROG DATA:

- 1/2" POINT FROG TO TOE 7'-1"
- 1/2" POINT FROG TO HEEL 11'-11"
- TOTAL LENGTH 19'-0"
- FROG ANGLE 4*46'19"
- TOE SPREAD 0'-6 19/32"
- HEEL SPREAD 1'-0 13/32"
- MINIMUM DEPTH OF FLANGEWAY 0'-1 7/8"
- APPROXIMATE WEIGHT 3450 LBS.

ITEM NO.	DESCRIPTION	STANDARD PLAN NO.	MARK NO.	QUANTITY
1	RIGHT HAND WING RAIL 14'-11-1/2" LONG	FS-297		1
2	LEFT HAND WING RAIL 14'-11-1/2" LONG	FS-297		1
3	TOE BLOCK -1-2 LONG (ABEX: CAP-326-1) (NORTRAK: D 10084)			1
4	MANGANESE STEEL INSERT (ABEX: M-8536) (NORTRAK: D 10090)			1
5	RIGHT HAND FLARE BLOCK 1'-4" LONG (ABEX: CAP-77-3) (NORTRAK: D 10086)			1
6	LEFT HAND FLARE BLOCK 1'-4" LONG (ABEX: CAP-77-3) (NORTRAK: D 10086)			1
7	HEEL BLOCK 1'-0" LONG (ABEX: CAP-324-1) (NORTRAK: D 10085)			1
8	RIGHT HAND HEEL RAIL 5'-5" LONG	FS-297		1
9	LEFT HAND HEEL RAIL 5'-5" LONG	FS-297		1
10	1-3/8" DIA.-6 UNC SQ. HD. BOLT X 10-1/2" LONG C/W SQ. NUT	GTS-1309/102		2
11	1-3/8" DIA.-6 UNC SQ. HD. BOLT X 11" LONG C/W SQ. NUT	GTS-1309/104		1
12	1-3/8" DIA.-6 UNC SQ. HD. BOLT X 11-1/2" LONG C/W SQ. NUT	GTS-1309/106		2
13	1-3/8" DIA.-6 UNC SQ. HD. BOLT X 1'-0" LONG C/W SQ. NUT	GTS-1309/107		1
14	1-3/8" DIA.-6 UNC SQ. HD. BOLT X 1'-1-1/2" LONG C/W SQ. NUT	GTS-1309/109		1
15	1-3/8" DIA.-6 UNC SQ. HD. BOLT X 1'-3" LONG C/W SQ. NUT	GTS-1309/112		1
16	1-3/8" DIA.-6 UNC SQ. HD. BOLT X 1'-3-1/2" LONG C/W SQ. NUT	GTS-1309/113		1
17	1-3/8" DIA.-6 UNC SQ. HD. BOLT X 1'-4" LONG C/W SQ. NUT	GTS-1309/114		1
18	1-3/8" DIA.-6 UNC SQ. HD. BOLT X 1'-4-1/2" LONG C/W SQ. NUT	GTS-1309/115		1
19	1-3/8" DIA.-6 UNC SQ. HD. BOLT X 1'-5" LONG C/W SQ. NUT	GTS-1309/116		2
20	1-3/8" DIA.-6 UNC SQ. HD. BOLT X 1'-6" LONG C/W SQ. NUT	GTS-1309/118		1
21	1-3/8" DIA.-6 UNC SQ. HD. BOLT X 1'-6-1/2" LONG C/W SQ. NUT	GTS-1309/119		1
22	1-3/8" DIA.-6 UNC SQ. HD. BOLT X 1'-7" LONG C/W SQ. NUT	GTS-1309/120		1
23	1-3/8" DIA.-6 UNC SQ. HD. BOLT X 1'-7-1/2" LONG C/W SQ. NUT	GTS-1309/121		1
24	SPRING WASHER FOR 1-3/8" BOLT	GTS-1301		17
25	HEAD WASHER FOR 1-3/8" DIA. BOLT- BEVELLED	GTS-837/A	837A	5
26	HEAD WASHER FOR 1-3/8" DIA. BOLT- BEVELLED	GTS-837/C	837C	12
27	TAIL WASHER FOR 1-3/8" DIA. BOLT- BEVELLED	GTS-837/B	837B	5
28	TAIL WASHER FOR 1-3/8" DIA. BOLT- BEVELLED	GTS-837/D	837D	12

METRIC CONVERSION: 1 inch=25.4mm, 1 foot=304.8mm

1	18/07/27	ADDED IMPERIAL TO METRIC CONVERSION NOTE	
No.	Date	Revision	By Approved
Standard /		ASSEMBLY NO 12 R.B.M. FROG 132LB. R.E. RAIL	
Drawn	MG	Checked	GGG
		Approved	<i>[Signature]</i> VP Engineering & Asset Management
Date	DEC 15, 2017	Plan Number	GTS-0832
			Rev 1
REFERENCE: TS-832		Sheet 1 OF 1	