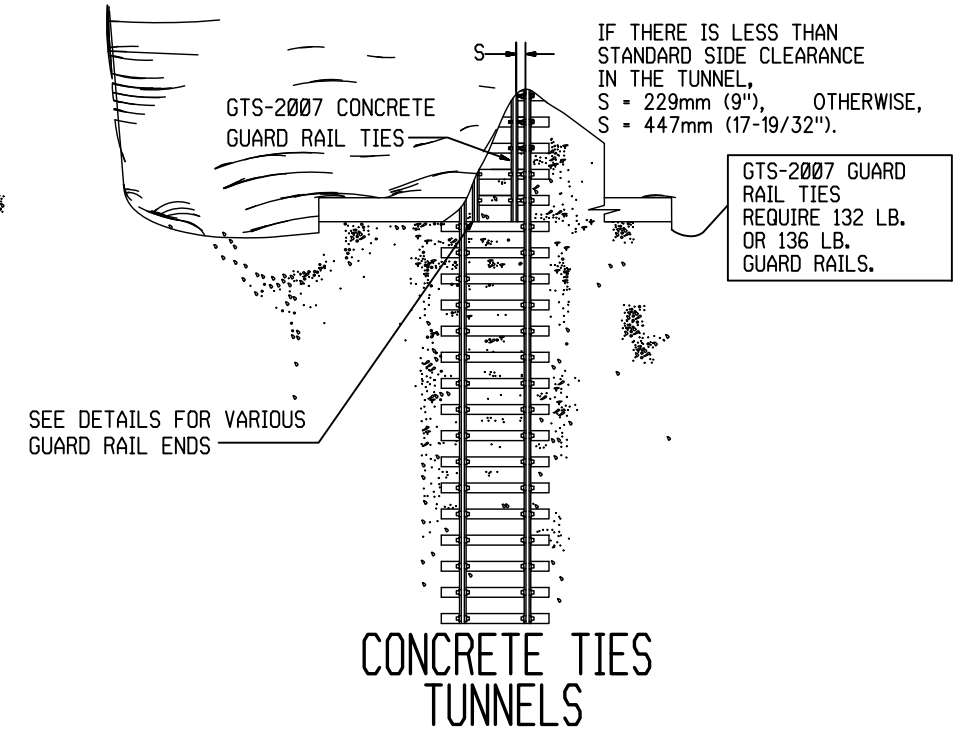
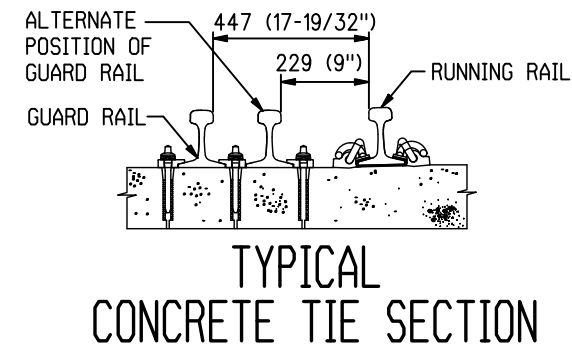


WOOD TIES TUNNELS
LESS THAN STANDARD CLEARANCE TO TUNNEL WALL OR OBSTRUCTION IN TUNNEL

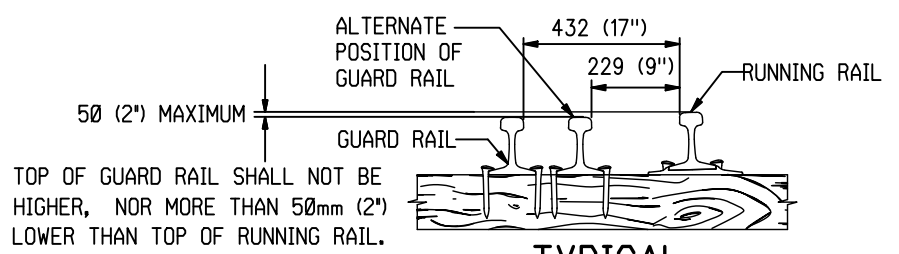
WOOD TIES TUNNELS
STANDARD CLEARANCE THROUGH TUNNEL



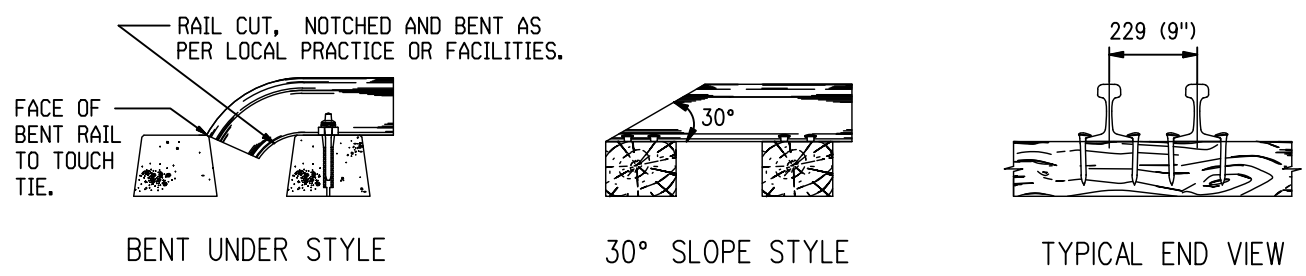
CONCRETE TIES TUNNELS



TYPICAL CONCRETE TIE SECTION



TYPICAL WOOD TIE SECTION



TYPICAL DETAIL OF GUARD RAIL ENDS

NOTES:

- FOR GUARD RAIL POLICY REFER TO GO TRACK STANDARDS RC-0506-02TRK
- ARRANGEMENTS SHOWN ARE FOR USE WITH TUNNELS, SNOW SHEDS AND ROCK SHEDS WITH TIMBER LINING, EXPOSED ARCH RIBS OR OTHER LINING OR CONSTRUCTION THAT IS VULNERABLE TO BEING DAMAGED OR DISLODGED. UNLINED TUNNELS AND TUNNELS WITH SMOOTH CONCRETE LINING DO NOT REQUIRE GUARD RAILS.
- FOR TYPICAL GUARD RAIL INSTALLATION FOR BRIDGES AND OVERHEAD STRUCTURES SEE GTS-1108 SHEET 1 OF 3 AND SHEET 3 OF 3 RESPECTIVELY.
- FOR CLEARANCE DETAILS SEE GO TRACK STANDARDS RC-0506-02TRK

METRIC CONVERSION: 1 inch=25.4mm, 1 foot=304.8mm

1	18/07/27	ADDED IMPERIAL TO METRIC CONVERSION NOTE	
No.	Date	Revision	By Approved

Standard / **TYPICAL GUARD RAIL INSTALLATION TUNNELS**

Drawn MG Checked GGS Approved *[Signature]*
VP Engineering & Asset Management



Date SEPT 15/2017 Plan Number GTS-1108 Rev 1