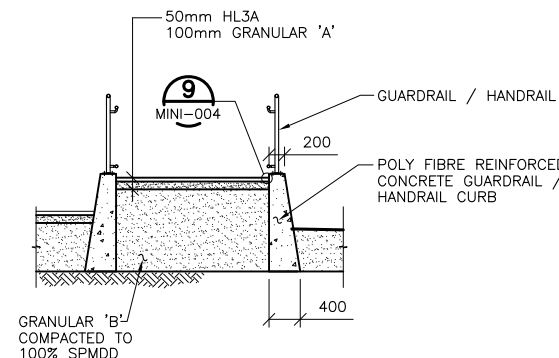
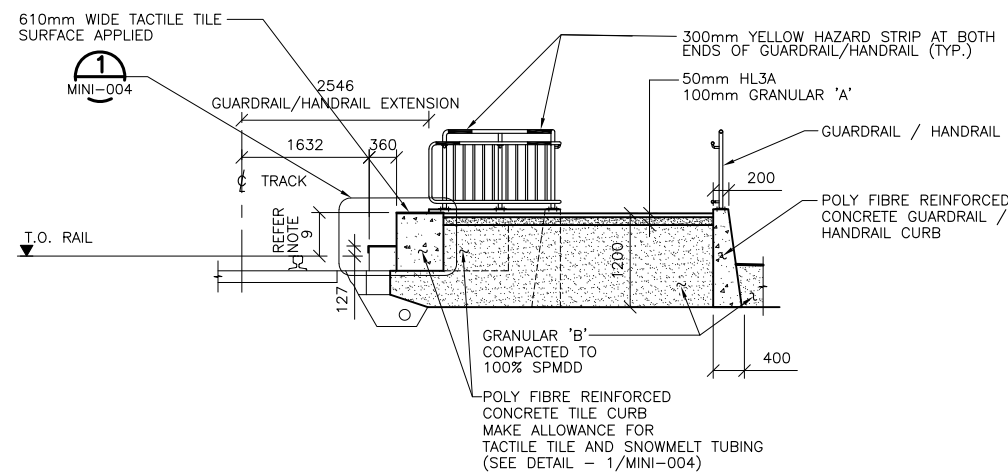
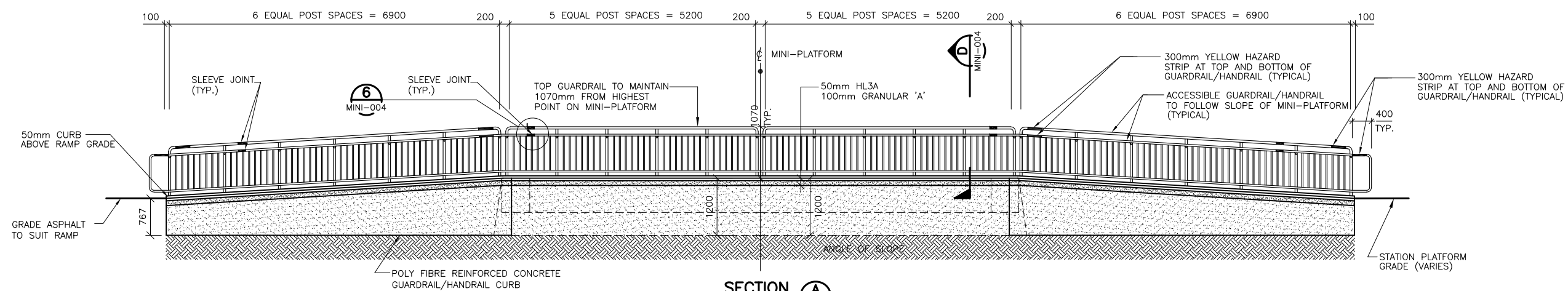
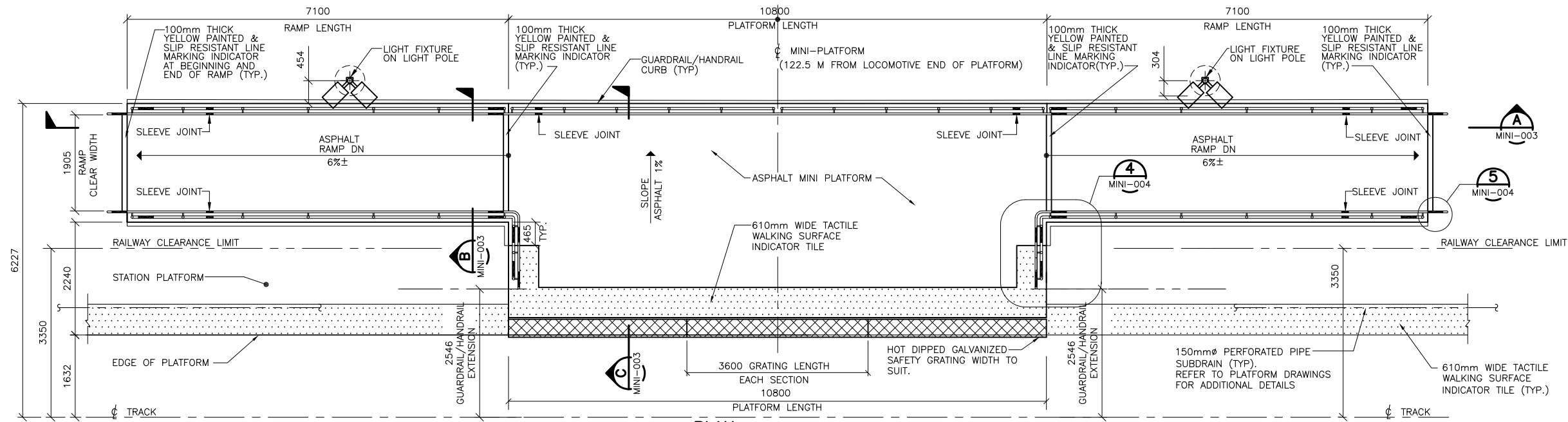


METRIC

ALL DIMENSIONS SHOWN ARE IN METRES AND/OR MILLIMETRES UNLESS OTHERWISE NOTED.



- NOTES:**
- REFER TO STANDARD MECHANICAL DETAILS (I.E. SNOWMELTING TUBING ASSEMBLED PLATFORM SECTION FOR ASPHALT MINI-PLATFORM) FOR MINI-PLATFORM SNOWMELTING TUBING DETAIL.
  - PROVIDE HIGH PERFORMANCE PREMIUM ASPHALT SURFACING SYSTEM CONSISTING OF EPOXY MODIFIED POLYMERS TO PROVIDE DURABLE LONG LASTING COLOUR AND TEXTURE TO THE ASPHALT SURFACE.
  - REFER TO SIGNAGE STANDARDS FOR MINI-PLATFORM ADVANCE WARNING INDICATORS.
  - REFER TO ELECTRICAL AND COMMUNICATIONS FOR MINI-PLATFORM'S CAMERA, SPEAKERS, FARE SYSTEMS, WI-FI AND LIGHTING REQUIREMENTS.
  - MINI-PLATFORM DESIGN SPECIFICATIONS AND DRAWINGS SHALL ACCOMMODATE INTEGRATED OCS PLACEMENT AND GROUNDING AND BONDING IMPLEMENTATION, WHILE MEETING ALL APPLICABLE ELECTRIFICATION REQUIREMENTS AS PER MOST CURRENT EDITION OF:
    - \* ELECTRICAL TRACTION ENABLING WORKS (MX-ELEC TRAC EW-SPEC-2016)
    - \* ELECTRIC TRACTION ENABLING WORKS (MX-ELEC TRAC EW-DW-2016)
    - \* STRUCTURES PASSING OVER ELECTRIFIED CORRIDORS (MX-ELEC STR-SPEC-2017)
    - \* INTERIM STANDARDS FOR THE SELECTION OF NEW ELECTRONIC DEVICES AND CABLES IN METROLINX FACILITIES (MX-ELEC EMI-SPEC-2017)
  - IN CASE THE SURFACE OF MINI-PLATFORM IS CONCRETE INSTEAD OF ASPHALT, PROJECT CONSORTIUM SHALL SUBMIT UPDATED MINI-PLATFORM DRAWINGS TO METROLINX FOR REVIEW AND APPROVAL.
  - HANDRAILS AND THEIR SUPPORTS SHALL BE DESIGNED AND CONSTRUCTED TO WITHSTAND LOADS AS PER ONTARIO BUILDING CODE.
  - REFER TO METROLINX DESIGN REQUIREMENTS MANUAL (DRM) FOR TACTILE WALKING SURFACE INDICATOR TILE REQUIREMENTS.
  - REFER TO GO TRANSIT TRACK STANDARDS FOR REQUIRED CLEARANCES AND TOLERANCES. IN CASE OF DISCREPANCY BETWEEN GO TRANSIT TRACK STANDARDS AND THIS DRAWING GO TRANSIT TRACK STANDARDS SUPERCEDES THIS DRAWING.
  - PROJECT CONSORTIUM SHALL SUBMIT SHOP DRAWINGS AND FABRICATION DRAWINGS TO METROLINX FOR REVIEW AND APPROVAL BEFORE CONSTRUCTION AND INSTALLATION OF MINI-PLATFORM AT SITE.
  - IN ALL CASES OF DESIGN, CONSTRUCTION, CODE COMPLIANCE OR ANY OTHER DISCREPANCIES RELATED TO THIS DRAWING, PROJECT CONSORTIUM / CONTRACTOR SHALL NOTIFY METROLINX IMMEDIATELY.

**NOTE:**  
THIS DRAWING IS PROVIDED FOR INSTRUCTIONAL DESIGN PURPOSES ONLY BASED ON METROLINX GO TRANSIT DESIGN GUIDELINES AND REQUIREMENTS. THE CONSULTANT SHALL VERIFY FOR LOCAL CODE COMPLIANCE, EXISTING SITE CONDITIONS AND INTER DISCIPLINARY DRAWING COORDINATION. ALL DIMENSIONS AND SPECIFICATIONS SHOULD BE VERIFIED BY CONSULTANT AND/OR CONTRACTOR BEFORE ACTUAL CONSTRUCTION BEGINS

METROLINX PROJECT NO.



**SIDE PLATFORM  
MINI-PLATFORM LAYOUT**

WITH LIGHTS AT REAR OF PLATFORM OPTION

|              |          |      |       |
|--------------|----------|------|-------|
| CONTRACT NO. | DWG. NO. | REV. | SHEET |
|              | MINI-003 | 3    |       |

| REFERENCE DRAWINGS | ISSUE | REVISIONS | DRAWN BY:   | DESIGNED BY:   |
|--------------------|-------|-----------|-------------|----------------|
|                    |       |           | CT          | YY/MM/DD       |
|                    |       |           | 08/03/10    |                |
|                    |       |           | CHECKED BY: | APPROVED BY:   |
|                    |       |           | YY/MM/DD    | YY/MM/DD       |
|                    |       |           | SCALE:      | FULL SIZE ONLY |
|                    |       |           | AS SHOWN    |                |

| DWG NO. | TITLE | REV. | DATE     | ISSUED FOR | REV. | DATE                          |
|---------|-------|------|----------|------------|------|-------------------------------|
| 3       |       |      | 12/03/18 |            |      | REVISED FOR SAFETY AND O.B.C. |
| 2       |       |      | 12/20/13 |            |      | DISCLAIMER NOTE               |
| 1       |       |      | 07/01/12 |            |      | REVISED - NOMENCLATURE        |