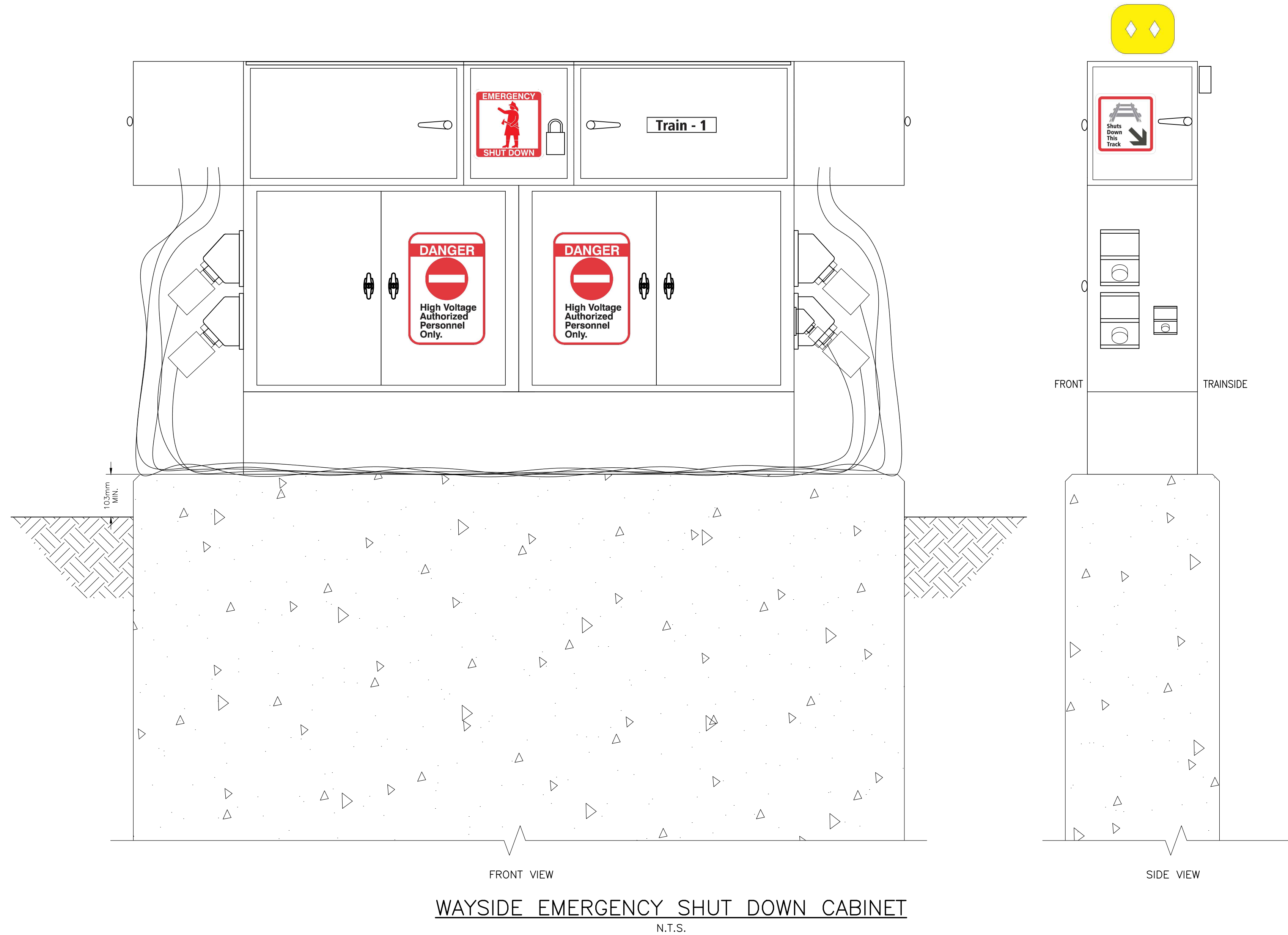
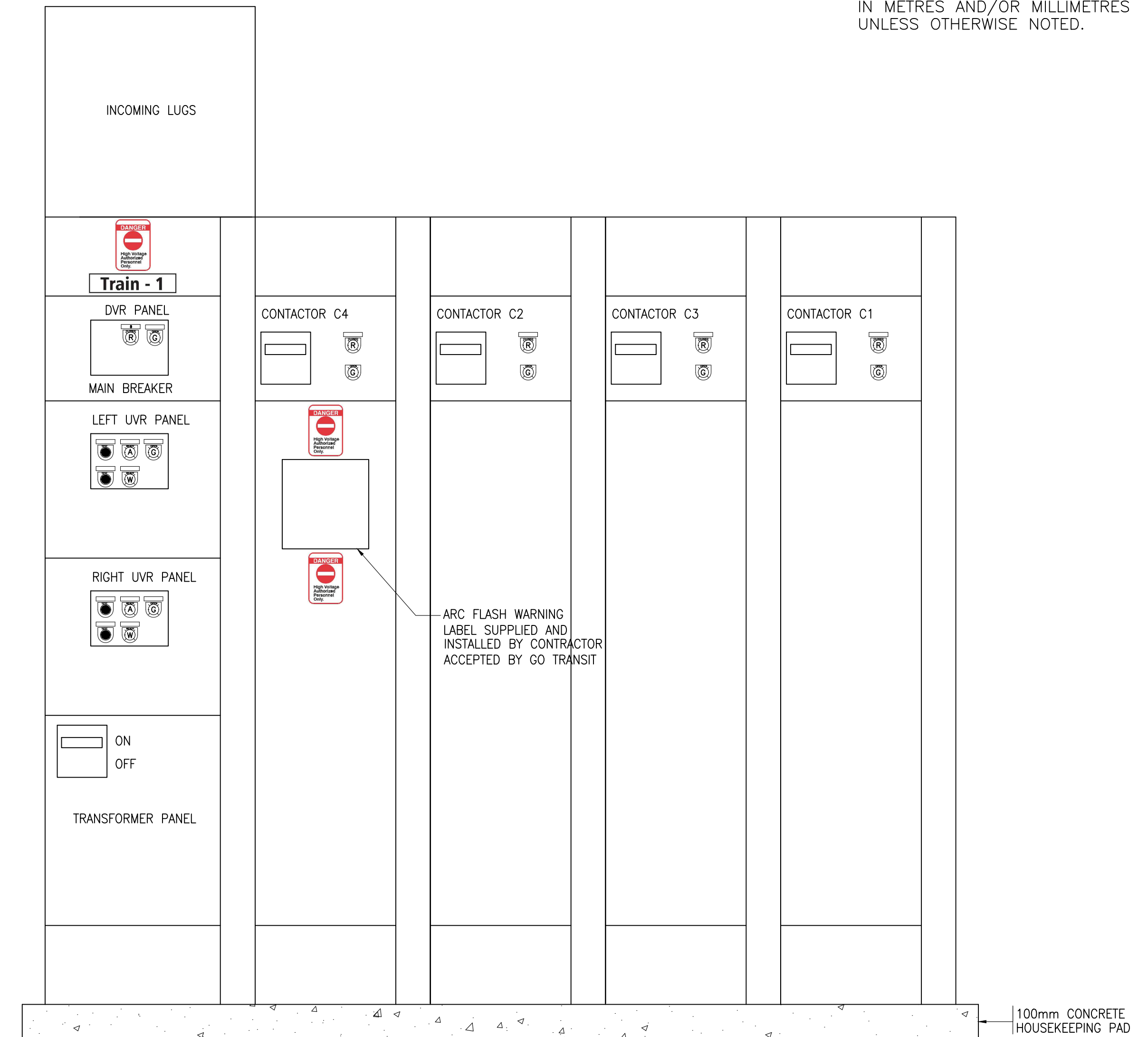


METRIC

ALL DIMENSIONS SHOWN ARE IN METRES AND/OR MILLIMETRES UNLESS OTHERWISE NOTED.



WAYSIDE EMERGENCY SHUT DOWN CABINET
N.T.S.



1200A, 600V, 3Ø, 3W, MCC ELEVATION
N.T.S.
LOCATED IN SUBSTATION BUILDING



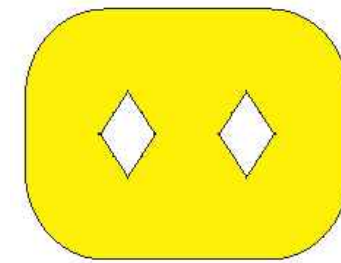
SWITCH BOX I.D. DECAL



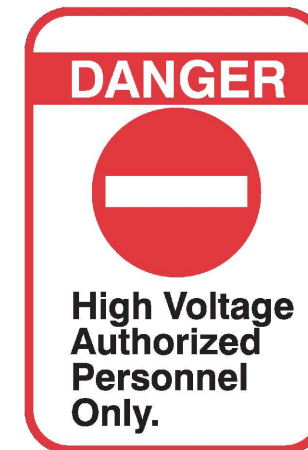
TRACK INDICATOR DECAL



CONSIST I.D. DECAL OR PLATE



ALUMINUM SIGN RESTRICTIVE CLEARANCE



HIGH VOLTAGE CLEARANCE

DECALS AND SIGNAGE
N.T.S.

GENERAL NOTE:


- REFER TO ELECTRIFICATION STANDARDS AND SPECIFICATIONS FOR GROUNDING AND BONDING, EMI/EMF WITHSTAND REQUIREMENTS, CABLING REQUIREMENTS.

NOTE:
THIS DRAWING IS PROVIDED FOR INSTRUCTIONAL DESIGN PURPOSES ONLY BASED ON METROLINX GO TRANSIT DESIGN GUIDELINES AND REQUIREMENTS. THE CONSULTANT SHALL VERIFY FOR LOCAL CODE COMPLIANCE, EXISTING SITE CONDITIONS AND INTER DISCIPLINARY DRAWING COORDINATION. ALL DIMENSIONS AND SPECIFICATIONS SHOULD BE VERIFIED BY CONSULTANT AND/OR CONTRACTOR BEFORE ACTUAL CONSTRUCTION BEGINS.

GO TRANSIT PROJECT NO. XXXXX

REV.	DATE	ISSUED FOR	REV.	DATE	ISSUED FOR
5	FEB. 2018	UPDATES AND ADDITIONS			
4	DEC 2013	DISCLAIMER NOTE			
3	MAR 2013	UPDATES AND ADDITIONS			
2	JULY 2012	NOMENCLATURE REVISION			
1	SEPT.2010	GENERAL REVISIONS			

DRAWN BY:	DESIGNED BY:
CHECKED BY:	APPROVED BY:
SCALE: N.T.S.	FULL SIZE ONLY



A Division of Metrolinx

XXXXXX
WAYSIDE POWER
WAYSIDE CABINET – DECALS AND SIGNAGE

CONTRACT NO. XXXXXXXXXXXX	DWG. NO. WSP-035	REV. 5	SHEET XX
------------------------------	---------------------	-----------	-------------

AutoCAD drawing: WSP-035.dwg Aug 15/18 12:29pm