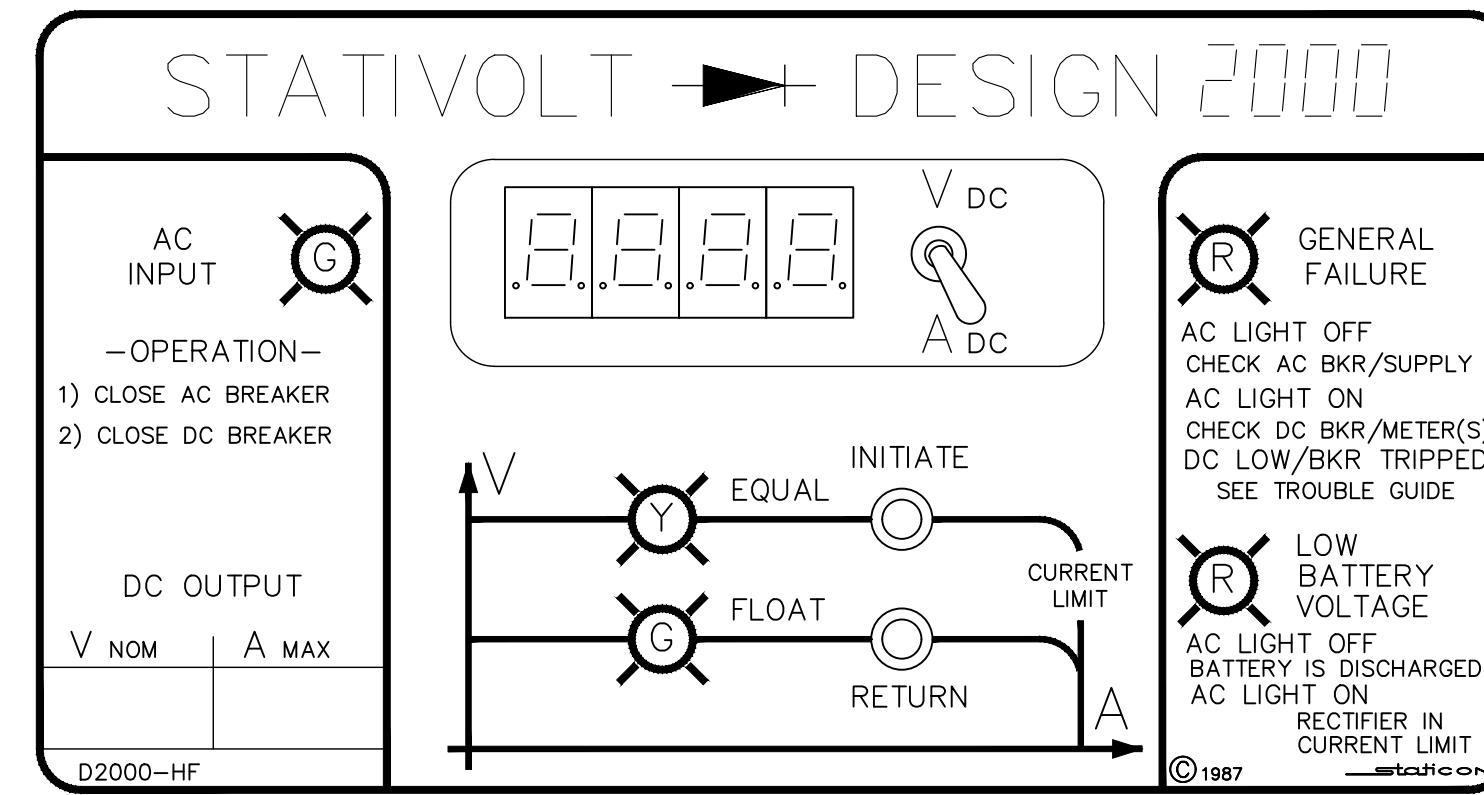
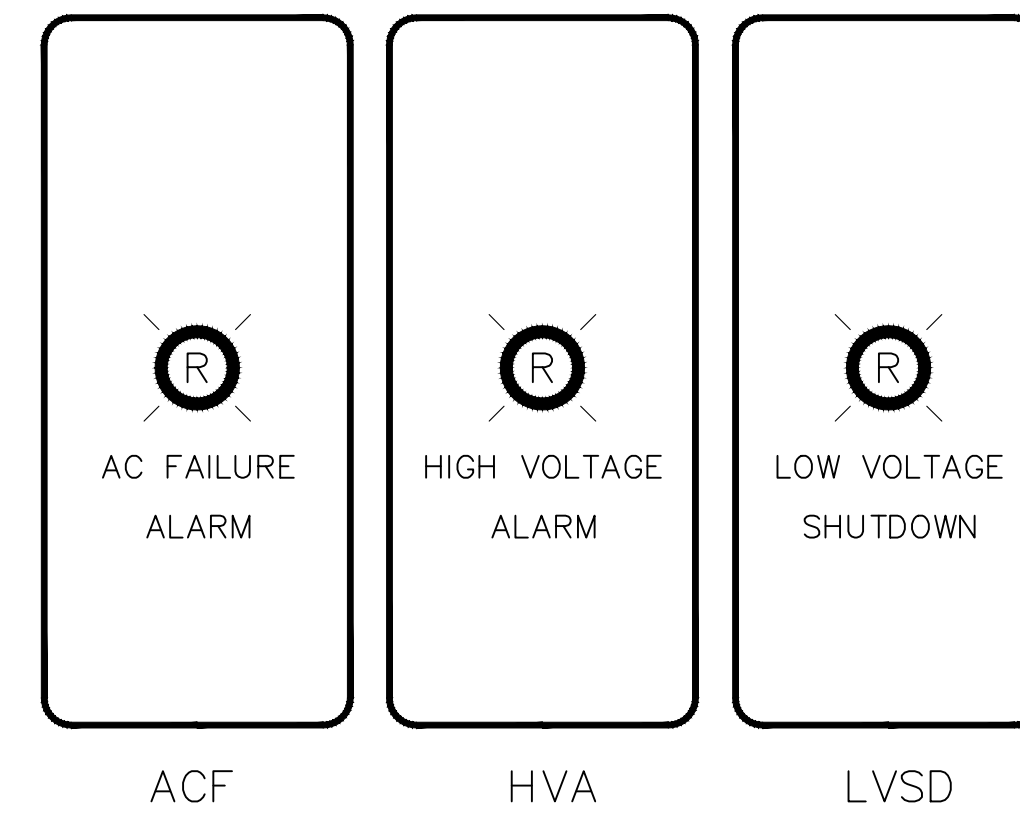
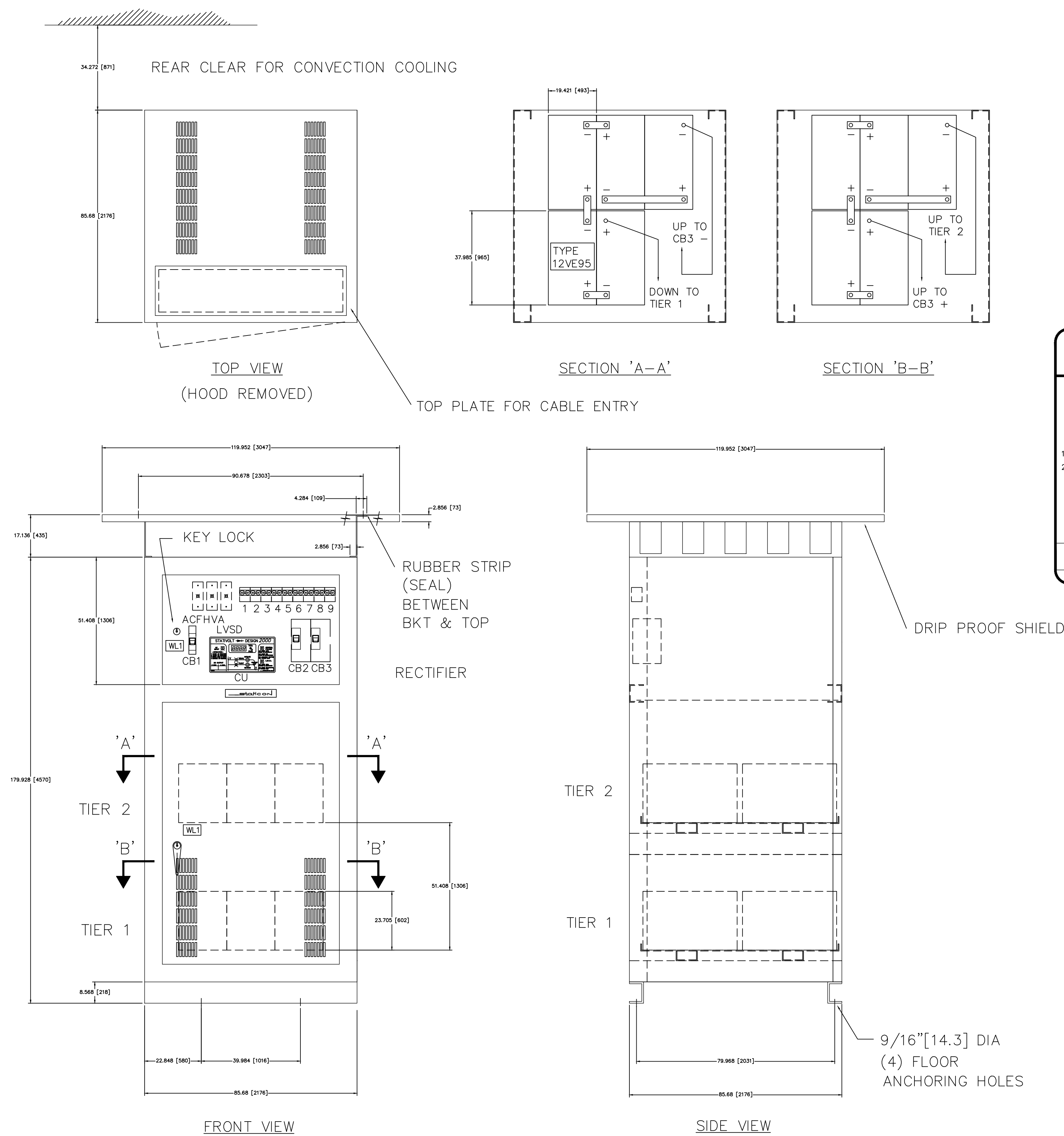


D SIZE 22" x 34" (558.8mm x 863.6mm)

METRIC

ALL DIMENSIONS SHOWN ARE IN METRES AND/OR MILLIMETRES UNLESS OTHERWISE NOTED.



NOTES

1. CABINETS ARE EEMAC 2 – SPRINKLER PROOF
2. FINISH EXTERNAL & INTERNAL ASA 61 GREY.
3. CABLE ENTRY TOP.
4. ACCESS FRONT
5. ALL DIMENSIONS IN INCHES [MM]
6. APPROX. WEIGHT: 520kg

staticon TORONTO, CANADA LTD

INSTALLATION DRAWING  
 BATTERY CABINET &  
 STATION RECTIFIER TYPE  
 CT120B15A76160FENOLLsHDBK-GO  
 NO. L-6454A REV. 0

NOTES:

1. CONSULTANTS ARE TO REVIEW ALL WIRE SIZING TO TAKE INTO ACCOUNT; DERATING AND 3% MAXIMUM VOLTAGE DROP FACTORS. WIRE SIZES ARE SUGGESTIONS ONLY!
2. COMPONENT CROSS REFERENCES SHOWN AS: XXXY WHERE "XX" REP FINAL 2 DIGITS OF DWG # AND "YY" REP QUADRANT LOCATION ON DWG. IE, 02C1 = EDD-W1-002 QUAD, C1
3. REFER TO ELECTRIFICATION STANDARDS AND SPECIFICATIONS FOR GROUNDING AND BONDING, EMI/EMF WITHSTAND REQUIREMENTS, CABLING REQUIREMENTS.

NOTE:  
 THIS DRAWING IS TO BE USED ONLY AS A REFERENCE DRAWING FOR EXISTING INSTALLATIONS AND EXPANSION OF EXISTING EQUIPMENT AS NECESSARY. NOT TO BE USED IN NEW DESIGNS.

NOTE:  
 THIS DRAWING IS PROVIDED FOR INSTRUCTIONAL DESIGN PURPOSES ONLY BASED ON METROLINX GO TRANSIT DESIGN GUIDELINES AND REQUIREMENTS. THE CONSULTANT SHALL VERIFY FOR LOCAL CODE COMPLIANCE, EXISTING SITE CONDITIONS AND INTER DISCIPLINARY DRAWING COORDINATION. ALL DIMENSIONS AND SPECIFICATIONS SHOULD BE VERIFIED BY CONSULTANT AND/OR CONTRACTOR BEFORE ACTUAL CONSTRUCTION BEGINS.

GO TRANSIT PROJECT NO. XX

|                    |  |       |  |           |  |                              |                          |  |  |                     |           |                |
|--------------------|--|-------|--|-----------|--|------------------------------|--------------------------|--|--|---------------------|-----------|----------------|
| REFERENCE DRAWINGS |  | ISSUE |  | REVISIONS |  | DRAWN BY:<br>XX<br>XX        | DESIGNED BY:<br>XX<br>XX |  | XXXXXX<br>WAYSIDE POWER<br>120V DC SUPPLY<br>GENERAL ARRANGEMENT |                     |           |                |
|                    |  |       |  |           |  | CHECKED BY:<br>XX<br>XX      | APPROVED BY:<br>XX<br>XX |  | CONTRACT NO.<br>XX   | DWG. NO.<br>WSP-128 | REV.<br>0 | SHEET<br>XX XX |
| DWG. NO.           |  | TITLE |  | REV. DATE |  | SCALE: N.T.S. FULL SIZE ONLY |                          |  |  |                     |           |                |

Aug 15, 2018, 12:32pm, Login Name: orca6969, Drawing Name: C:\Users\orca6969\Desktop\WSP-128.dwg