



CI-0203

TAB 2: SITE INFRASTRUCTURE AND DEVELOPMENT
Parking Infrastructure -

CARPOOL TO GO PARKING GUIDELINES

- > 1% of total parking spaces per station site to be dedicated as Carpool to GO. Final breakdown to be provided by GO Transit Operations Central.
- > Carpool to GO Parking shall be located in proximity to barrier free parking spaces at GO Rail stations. Carpool to GO parking spots may be located on surface lot.
- > Provide Carpool to GO Signage: Carpool to GO Introduction and Information Billboard sign, Banner signs, parking stall marker signs (Refer to Figure: Carpool to GO Sign Details).:
 - o Signage billboard to be located adjacent to parking spaces. Billboard to be post or fence mounted. (Refer to Figure: Carpool to GO Installation Details).
 - o Signage banner to be located adjacent to parking spaces. Banner to be mounted on light standard near Carpool to GO parking area. (Refer to Figure: Carpool to GO Installation Details).
 - o Signage shall be provided at each carpool parking space location (Refer to Figure Carpool to GO Installation Details).
- > Refer to Parking section CI-0203 for Parking space design criteria.
- > Refer to Section CI-0204 Pavement and Line Markings for parking space line markings.



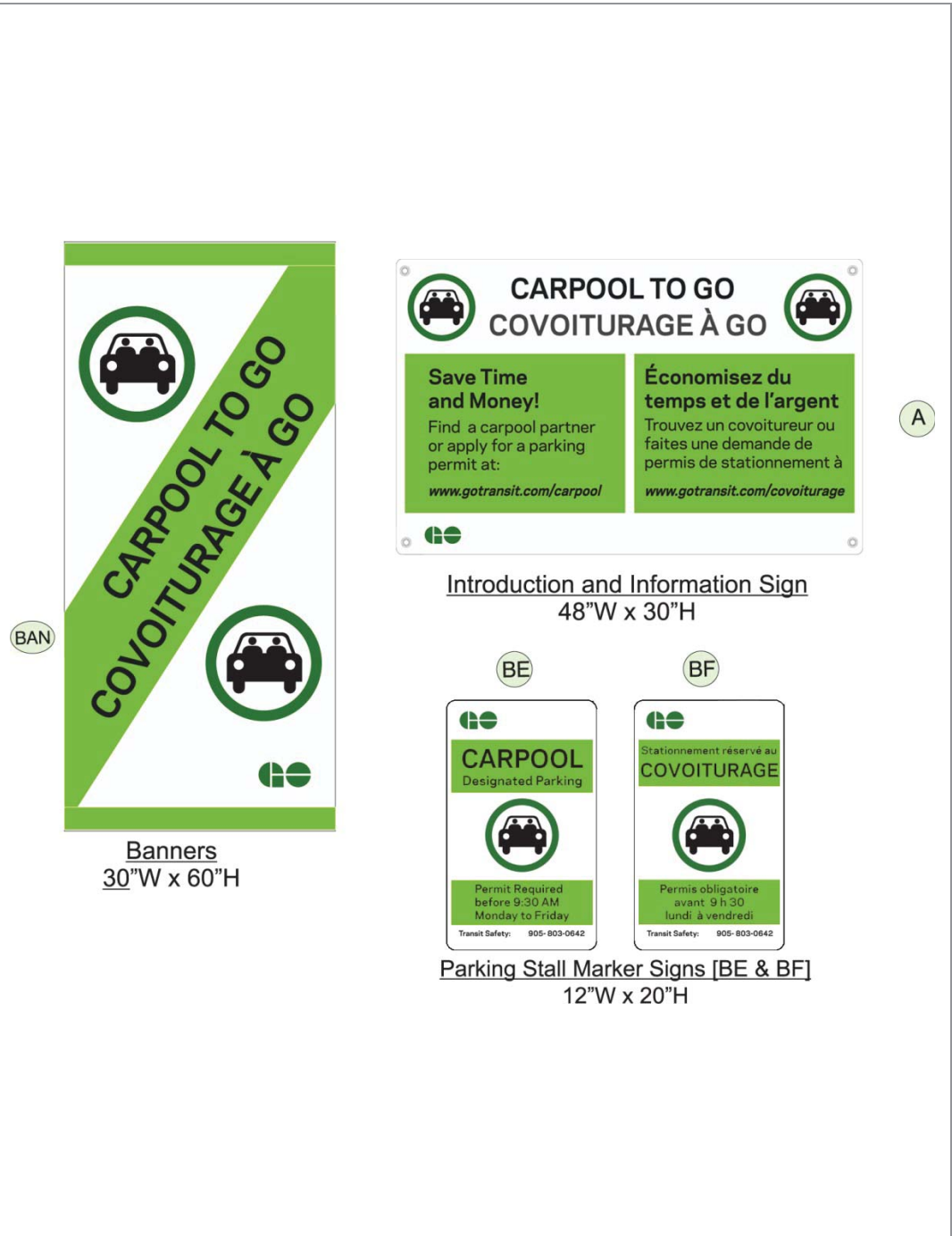
CI-0203

TAB 2: SITE INFRASTRUCTURE AND DEVELOPMENT
Parking Infrastructure -

Figure: Surface Parking-Carpool to GO Sign Details

SECTION:
Tab 2:
Parking

FIGURE:
Carpool to
GO Sign
Details



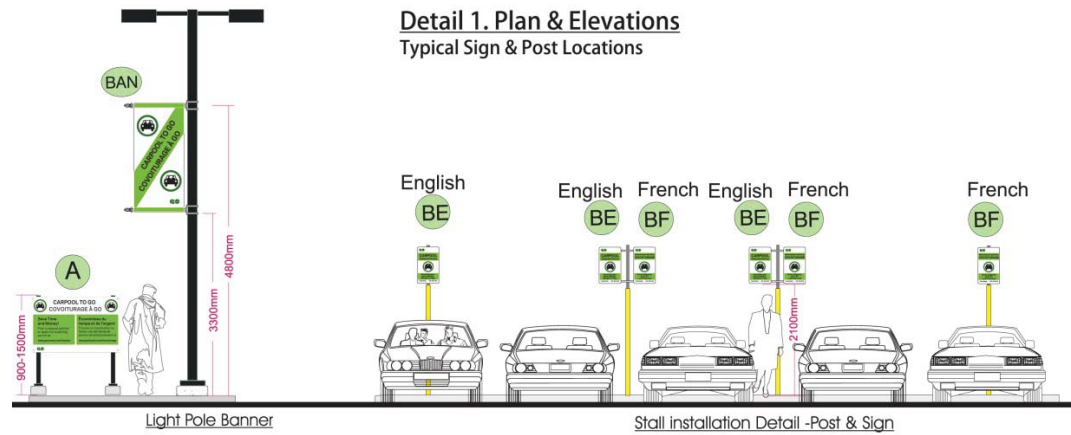
CI-0203

TAB 2: SITE INFRASTRUCTURE AND DEVELOPMENT
 Parking Infrastructure -

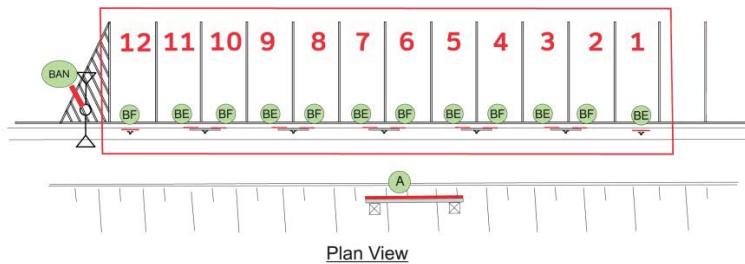
Figure: Surface Parking-Carpool to GO Sign Details

SECTION
 Tab 2:
 Parking

FIGURE:
 Carpool to
 GO
 Installation
 Details



Due to required sign content, both English and French versions must be posted side by side on each pole rather than combined onto one sign. Therefore in an effort to reduce sign/pole proliferations in the carpool parking section, poles will typically be located at the top "T" junction of the parking stall painted lines with signs flagging brackets projecting and alternating English and French sign into each stall. To avoid confusion as to which stall is the start and finish of this section, ensure the 1st and last sign is individually placed centered to the top of the stall.



LEGEND
 PROPOSED CARPOOL LOCATIONS

